



SOLID WASTE AGENCY OF LAKE COUNTY, IL

MEMORANDUM

To: Glenn Ryback, Chairman, Executive Committee
From: Walter S. Willis, Executive Director *WSW*
Subject: December 2015 Meeting Notice Information
Date: December 11, 2015

Attached you will find the agenda for this month's meeting, the minutes from the October 2015 meeting, and the referenced consent, action and information items.

Please let Amy Bartemio know if you will be attending and what your lunch order is.

SOLID WASTE AGENCY OF LAKE COUNTY, IL
EXECUTIVE COMMITTEE
Thursday, December 17, 2015 12:00 Noon
1311 N. Estes Street Gurnee, IL 60031

1. CALL TO ORDER Chairman Ryback
2. ROLL CALL Secretary
3. APPROVAL OF MINUTES
 October 8, 2014
4. NEW AGENDA ITEMS
5. PUBLIC COMMENT ON AGENDA ITEMS
6. EXECUTIVE COMMITTEE ITEMS Chairman Ryback

Consent Item

1. Expenditure Report (*October & November 2015*)

Action Items

1. 2016 Legislative Policy
2. Business Concierge Electronics Recycling Program Agreement Extension
3. Clothing and Textile Recycling: Vendor Renewal and Market Rates

Information Items








1. Fall Recycle-O-Rama 2016 Update
2. 2015 HCW Update
3. 3rd Quarter 2015 Recycling and Per Ton Payment Report
4. Project and Program Updates


7. EXECUTIVE SESSION
8. ADJOURNMENT

**SOLID WASTE AGENCY OF LAKE COUNTY (SWALCO)
EXECUTIVE COMMITTEE**

SIGN IN SHEET

October 8, 2015

COMMUNITY	REPRESENTATIVE	TITLE
ELLIS	MIKE ELLIS	VILLAGE MANAGER
MANDEL		LAKE COUNTY BOARD
MUETZ		VILLAGE ADMINISTRATOR
NORRIS		MAYOR
RYBACK		MAYOR
SOTO		MAYOR
TALBETT		VILLAGE ADMINISTRATOR
WAGENER		TRUSTEE
WARDA		SENIOR PLANNER

MOUNT		SWALCO BOD CHAIRMAN
-------	--	---------------------

		SWALCO EXECUTIVE BOARD VOTING RECORD/10.08.15							
REPRESENTATIVE		<i>August 2015 Expenditures</i>		<i>2016 Budget Capital Fund Improvements</i>					
Attendance		A	N	A	N	A	N	A	N
MIKE ELLIS	✓	✓		✓					
STEVEN MANDEL	✓	✓		✓					
PATRICK MUETZ	✓	✓		✓					
*JOHN NORRIS	(No) →								
GLENN RYBACK	✓	✓		✓					
LINDA SOTO	✓	✓		✓					
MICHAEL TALBETT	✓	✓		✓					
JOHN WAGENER	✓	✓		✓					
NIMROD WARDA	✓	✓		✓					

(8)

(8)

(8)

*John Norris not in attendance
- Nimrod left @ 1:03pm

PUBLIC SIGN-IN SHEET

(Executive Committee Meeting)

Name

Address

Representing

none

Date: 10/08/15



SOLID WASTE AGENCY OF LAKE COUNTY, IL

MINUTES

SOLID WASTE AGENCY OF LAKE COUNTY, IL EXECUTIVE COMMITTEE

Thursday, October 8, 2015 12:00 NOON
1311 N. ESTES STREET, GURNEE, IL 60031

CALL TO ORDER

Chairman Ryback called the meeting to order at 12:02 pm with 8 members present.

APPROVAL OF MINUTES

Motion by *Mike Ellis* seconded by *Michael Talbett* to approve the Executive meeting minutes of 7/16/2015.

NEW AGENDA ITEMS

PUBLIC COMMENT

None

EXECUTIVE COMMITTEE ITEMS

None

CONSENT ITEM

Expenditure Report (August 2015).

Motion by *Pat Muetz*, seconded by *Steven Mandel*.

Motion was approved.

ACTION ITEMS

1. Proposed FY 2016 SWALCO Budget and Capital Projects

Walter Willis presented the FY 2016 budget, highlighting proposed expenditures and estimated revenues including the reviews of the cash replacement and cash balance funds. Expenditures will increase by 1.5% per year using \$1,026,580 as the base expenditure in FY 2016. Revenues are expected to exceed expenditures by \$370. Walter noted that the current reserve balance is approximately \$1.78 million.

Motion by *Michael Talbett*, seconded by *Linda Soto* to adopt the FY2016 Budget and will be presented to full board in October for approval. *Motion was approved on a roll call vote of 8 to 0.*

2. Proposed Purchasing Policy and Manual

Walter Willis presented the newly developed and proposed purchasing policy and manual. The policy purpose is to specify the appropriate documentation and level of approval that is required to purchase goods and services for use in SWALCO's operations in compliance with a sound internal control system and applicable State laws.

Motion by *John Wagner*, seconded by *Steven Mandel* to approve the proposed purchasing policy and will be presented to full board in August for approval. *Motion was unanimously approved.*

3. Proposed 2016 Meeting Calendar

Walter Willis presented the 2016 calendar of SWALCO Executive Committee Meetings and the Board of Directors Meetings.

Motion by *Steven Mandel*, seconded by *Nimrod Warda* to approve the 2016 SWALCO Meeting Calendar. *Motion was unanimously approved.*

INFORMATION ITEMS

1. Project and Program Updates – *Brief Updates Given by Walter Willis*

Walter Willis provided summaries and updates regarding several projects and programs we are currently working on:

- Highland Park and Highwood both awarded their residential and commercial franchise contracts to Lakeshore Recycling Services. Highland Park's contracts begin January 1, 2016 and include the use of RFID chips to bill for the residential volume based program (no longer have to apply stickers to the refuse cart) and the ability to commingle food scraps with yardwaste during the 8 month yard waste season at no extra cost to the sticker rate or subscription rate. Highwood's contract will become effective on May 1, 2017 and includes the **very first contract in IL to include a third cart for organics, with year round weekly collection as part of the basic service each household will receive.** This is a significant development for food scrap collection and composting in Lake County and IL. Walter also met with Grayslake and WMI on September 23rd to discuss allowing the commingling of food scraps as part of the yardwaste program beginning in the spring of 2016. Grayslake would become the 6th SWALCO member to have this commingling option. Presentations on these food scrap collection efforts will be made at the January 21, 2016 Board of Directors meeting. SWALCO staff is also working on a flyer that can be used by all SWALCO members for their commingling programs.
- Lake Bluff became the 4th SWALCO member to pass a local commercial franchising ordinance to begin a three year recycling participation rate study, with an effective date of October 2015. The webpage dedicated to this program, which SWALCO will maintain on behalf of its members, is now active on the SWALCO website, and will be used to help the members comply with the state law regarding posting the participation rate results shortly after each 6 month reporting deadline. Data has also been added to track the recycling rate and recycling participation rates for the 7 members with commercial franchises already in place.
- The transition to Vintage Tech for the e-scrap program went very smoothly. Wauconda Township decided to shut down its collection site effective September 11th - This points to a growing concern about the stress that our esrap collection sites are incurring and the need to open additional sites next calendar year, to help spread the work and effort out more evenly.
- Senator Bush convened a third meeting on October 7th for carpet recycling that was attended by people from the carpet industry, recyclers, C&D recyclers, local government, and carpet installers and retailers. Details of the meeting, held at a carpet recycling facility in Zion, will be reported at the Executive Committee meeting on October 8, 2015.
- Walter spoke at the Curbside Recycling Expo in Chicago on September 16th on the SWALCO plan as part of a topic on "Does Your Solid Waste Plan Need a Makeover?".
- SWALCO staff held a second meeting with Lake County's new website vendor, CivicPlus, on the current website and changes to be made as the current site is migrated over to a new platform and "look" being developed by CivicPlus. Look for these upgrades and new look to become effective in early 2016.

NEXT EXECUTIVE COMMITTEE MEETING: Thursday, December 17, 2015 - 12:00 p.m.

NEXT BOARD MEETING: Thursday, October 22, 2015 - 7:00 p.m. Hainesville Village Hall,
100 N. Hainesville Road, Hainesville, IL 60030

ADJOURNMENT (1:10 p.m.): Motion by *Mike Ellis*, seconded by *Pat Muetz* to adjourn.
Motion was approved.

Consent - 1. Expenditure Approval

ISSUE: Approve Expenditures

RECOMMENDATION: We recommend approval

TIMING: Routine

BACKGROUND: The Board of Directors authorized the Executive Director to pay expenditures under \$20,000. The Executive Director submits the monthly expenditures to the Board for approval.

The total for Administration \$45,261.20; Education \$0.00 Household Chemical Waste \$28,444.74; Recycling \$18,521.79 *Total expenditures for October 2015 - \$92,227.73*

The total for Administration \$28,820.27; Education \$1,372.12 Household Chemical Waste \$25,296.13; Recycling \$1,128.51 *Total expenditures for November 2015 - \$56,617.03*

ENCLOSED DOCUMENTS: BOSS Account Analysis Report

STAFF: Walter Willis, Executive Director
Amy Bartemio, Executive Office Manager

SWALCO - October 2015 EXPENDITURE BUDGET

SWALCO \- Solid Waste Prog-SWALCO Administration-Regular Salaries And Wages----				
Budget Amount:	351,087.960	Funds Available:	29,259.17	Beginning Balance for Period 294,755.19
				Total Expenditures 27,073.60
				Ending Balance for Period 321,828.79

SWALCO \- Solid Waste Prog-SWALCO Administration-Part Time Salaries And Wages----				
Budget Amount:	42,417.96	Funds Available:	1,847.17	Beginning Balance for Period 36,639.16
				Total Expenditures 3,931.63
				Ending Balance for Period 40,570.79

SWALCO \- Solid Waste Prog-SWALCO Administration-Special Pay----				
Budget Amount:	17,100.00	Funds Available:	2,090.88	Beginning Balance for Period 13,758.36
				Total Expenditures 1,250.76
				Ending Balance for Period 15,009.12

SWALCO \- Solid Waste Prog-SWALCO Administration-Office Supplies----				
Budget Amount:	1,750.00	Funds Available:	798.03	Beginning Balance for Period 889.12
				Total Expenditures 62.85
				Ending Balance for Period 951.97

SWALCO \- Solid Waste Prog-SWALCO Administration-Food And Provisions----				
Budget Amount:	2,210.00	Funds Available:	724.73	Beginning Balance for Period 1,304.60
				Total Expenditures 180.67
				Ending Balance for Period 1,485.27

SWALCO \- Solid Waste Prog-SWALCO Administration-Misc. Commodities----				
Budget Amount:	500.00	Funds Available:	301.14	Beginning Balance for Period 107.86
				Total Expenditures 91.00
				Ending Balance for Period 198.86

SWALCO \- Solid Waste Prog-SWALCO Administration-Trips And Training----				
Budget Amount:	8,800.00	Funds Available:	460.42	Beginning Balance for Period 7,008.81
				Total Expenditures 1,330.77
				Ending Balance for Period 8,339.58

SWALCO \- Solid Waste Prog-SWALCO Administration-Gas For Heating----				
Budget Amount:	15,000.00	Funds Available:	7,099.05	Beginning Balance for Period 7,587.74
				Total Expenditures 313.21
				Ending Balance for Period 7,900.95

SWALCO \- Solid Waste Prog-SWALCO Administration-Electricity----					
Budget	12,000.00	Funds	1,429.46	Beginning Balance for Period	9,715.97
Amount:		Available:			
				Total Expenditures	854.57
Ending Balance for Period					10,570.54

SWALCO \- Solid Waste Prog-SWALCO Administration-Water and Sewer----					
Budget	500.00	Funds	237.53	Beginning Balance for Period	215.83
Amount:		Available:			
				Total Expenditures	46.64
				Ending Balance for Period	262.47

SWALCO \- Solid Waste Prog-SWALCO Administration-Telephone----					
Budget Amount:	7,000.00	Funds Available:	1,013.20	Beginning Balance for Period	5,556.18
				Total Expenditures	430.62
				Ending Balance for Period	5,986.80

SWALCO \- Solid Waste Prog-SWALCO Administration-Equip Rental----					
Budget	3,100.00	Funds	-236.48	Beginning Balance for Period	2,991.74
Amount:		Available:			
				Total Expenditures	172.37
				Ending Balance for Period	3,164.11

SWALCO \- Solid Waste Prog-SWALCO Administration-H/L/D Employee Benefits----					
Budget Amount:	79,608.00	Funds Available:	7,813.69	Beginning Balance for Period	65,236.21
				Total Expenditures	6,558.10
				Ending Balance for Period	71,794.31

SWALCO \- Solid Waste Prog-SWALCO Administration-Retirement Benefits/FICA----					
Budget	30,102.95	Funds	3,162.26	Beginning Balance for Period	24,835.27
Amount:		Available:			
				Total Expenditures	2,105.42
				Ending Balance for Period	26,940.69

SWALCO \- Solid Waste Prog-SWALCO Administration-Retirement Benefits/IMRF----					
Budget	34,707.05	Funds	29,030.12	Beginning Balance for Period	5,395.94
Amount:		Available:			
				Total Expenditures	280.99
				Ending Balance for Period	5,676.93

SWALCO \- Solid Waste Prog-SWALCO Administration-Miscell Contractual Servi----					
Budget	13,360.00	Funds	5,560.00	Beginning Balance for Period	7,150.00
Amount:		Available:			
				Total Expenditures	480.00
				Ending Balance for Period	7,630.00

SWALCO \- Solid Waste Prog-SWALCO Administration-Furniture and Office Equip----					
Budget Amount:	2,500.00	Funds Available:	2,328.90	Beginning Balance for Period	73.10
				Total Expenditures	98.00
				Ending Balance for Period	171.10

SWALCO \- Solid Waste Prog-Household Hazard Waste---Operational Supplies----					
Budget	14,000.00	Funds	-270.29	Beginning Balance for Period	13,428.88
Amount:		Available:			
				Total Expenditures	402.16
				Ending Balance for Period	13,831.04

SWALCO \- Solid Waste Prog-Household Hazard Waste---Laboratory Supplies----					
Budget	100.00	Funds	-49.50	Beginning Balance for Period	0.00
Amount:		Available:			
				Total Expenditures	149.50
				Ending Balance for Period	149.50

SWALCO \- Solid Waste Prog-Household Hazard Waste---Misc. Commodities----					
Budget	500.00	Funds	21.25	Beginning Balance for Period	470.04
Amount:		Available:			
				Total Expenditures	8.71
				Ending Balance for Period	478.75

SWALCO \- Solid Waste Prog-Household Hazard Waste---Consultants----					
Budget	157,900.00	Funds	29,377.92	Beginning Balance for Period	82,652.59
Amount:		Available:			
				Total Expenditures	26,209.49
				Ending Balance for Period	108,862.08

SWALCO \- Solid Waste Prog-Household Hazard Waste---Garbage Disposal----					
Budget	6,800.00	Funds	1,050.00	Beginning Balance for Period	3,714.89
Amount:		Available:			
				Total Expenditures	159.00
				Ending Balance for Period	3,873.89

SWALCO \- Solid Waste Prog-Household Hazard Waste---All Other Maintenance----					
Budget	16,250.00	Funds	3,919.25	Beginning Balance for Period	9,165.43
Amount:		Available:			
				Total Expenditures	1,120.88
				Ending Balance for Period	10,286.31

SWALCO \- Solid Waste Prog-Household Hazard Waste---Miscell Contractual Serv----				
--	--	--	--	--

Budget Amount:	5,100.00	Funds Available:	740.00	Beginning Balance for Period	3,176.25
				Total Expenditures	395.00
				Ending Balance for Period	3,571.25

SWALCO \- Solid Waste Prog-Recycling---Miscell Contractual Servi---					
Budget Amount:	330,000.00	Funds Available:	99,655.15	Beginning Balance for Period	211,823.06
				Total Expenditures	18,521.79
				Ending Balance for Period	230,344.85

TOTAL EXPENDITURES \$ 92,227.73

SWALCO - November 2015 EXPENDITURE BUDGET

SWALCO \- Solid Waste Prog-SWALCO Administration-Regular Salaries And Wages----					
Budget	351,087.96	Funds	15,413.06	Beginning Balance for Period	321,828.79
Amount:		Available:			
				Total Expenditures	13,846.11
				Ending Balance for Period	335,674.90

SWALCO \- Solid Waste Prog-SWALCO Administration-Part Time Salaries And Wages----					
Budget	42,417.96	Funds	-638.28	Beginning Balance for Period	40,570.79
Amount:		Available:			
				Total Expenditures	2,485.45
				Ending Balance for Period	43,056.24

SWALCO \- Solid Waste Prog-SWALCO Administration-Overtime Salaries And Wages----					
Budget	0.00	Funds	-961.54	Beginning Balance for Period	461.75
Amount:		Available:			
				Total Expenditures	499.79
				Ending Balance for Period	961.54

SWALCO \- Solid Waste Prog-SWALCO Administration-Special Pay----					
Budget Amount:	17,100.00	Funds Available:	1,373.20	Beginning Balance for Period	15,009.12
				Total Expenditures	717.68
				Ending Balance for Period	15,726.80

SWALCO \- Solid Waste Prog-SWALCO Administration-Office Supplies----					
Budget Amount:	1,750.00	Funds Available:	453.36	Beginning Balance for Period	951.97
				Total Expenditures	344.67
				Ending Balance for Period	1,296.64

SWALCO \- Solid Waste Prog-SWALCO Administration-Food And Provisions----					
Budget Amount:	2,210.00	Funds Available:	700.59	Beginning Balance for Period	1,485.27
				Total Expenditures	24.14
				Ending Balance for Period	1,509.41

SWALCO \- Solid Waste Prog-SWALCO Administration-Trips And Training----					
Budget Amount:	8,800.00	Funds Available:	329.88	Beginning Balance for Period	8,339.58
				Total Expenditures	130.54
				Ending Balance for Period	8,470.12

SWALCO \- Solid Waste Prog-SWALCO Administration-Gas For Heating----					
Budget Amount:	15,000.00	Funds Available:	6,417.09	Beginning Balance for Period	7,900.95
				Total Expenditures	681.96
				Ending Balance for Period	8,582.91

SWALCO \- Solid Waste Prog-SWALCO Administration-Electricity----					
Budget	12,000.00	Funds	492.77	Beginning Balance for Period	10,570.54
Amount:		Available:			
				Total Expenditures	936.69
Ending Balance for Period					11,507.23

SWALCO \- Solid Waste Prog-SWALCO Administration-Telephone----					
Budget Amount:	7,000.00	Funds Available:	558.36	Beginning Balance for Period	5,986.80
				Total Expenditures	454.84
				Ending Balance for Period	6,441.64

SWALCO \- Solid Waste Prog-SWALCO Administration-Equip Rental----					
Budget	3,100.00	Funds	-236.48	Beginning Balance for Period	3,164.11
Amount:		Available:			
				Total Expenditures	172.37
Ending Balance for Period					3,336.48

SWALCO \- Solid Waste Prog-SWALCO Administration-H/L/D Employee Benefits----					
Budget	79,608.00	Funds	1,255.59	Beginning Balance for Period	71,794.31
Amount:		Available:			
				Total Expenditures	6,558.10
				Ending Balance for Period	78,352.41

SWALCO \- Solid Waste Prog-SWALCO Administration-Retirement Benefits/FICA----					
Budget Amount:	30,102.95	Funds Available:	1,907.04	Beginning Balance for Period	26,940.69
				Total Expenditures	1,255.22
				Ending Balance for Period	28,195.91

SWALCO \- Solid Waste Prog-SWALCO Administration-Retirement Benefits/IMRF----					
Budget	34,707.05	Funds	29,482.53	Beginning Balance for Period	5,676.93
Amount:		Available:			
				Total Expenditures	292.71
				Ending Balance for Period	5,969.64

SWALCO \- Solid Waste Prog-SWALCO Administration-Miscell Contractual Servi----				
Budget Amount:	13,360.00	Funds Available:	5,310.00	Beginning Balance for Period 7,630.00
				Total Expenditures 420.00
				Ending Balance for Period 8,050.00

SWALCO \- Solid Waste Prog-SWALCO Education-Operational Supplies-----				
Budget Amount:	5,000.00	Funds Available:	3,798.10	Beginning Balance for Period 884.88
				Total Expenditures 317.02
				Ending Balance for Period 1,201.90

SWALCO \- Solid Waste Prog-SWALCO Education-Advertising-----				
Budget Amount:	2,500.00	Funds Available:	-484.20	Beginning Balance for Period 2,454.10
				Total Expenditures 530.10
				Ending Balance for Period 2,984.20

SWALCO \- Solid Waste Prog-SWALCO Education-Miscell Contractual Servi-----				
Budget Amount:	4,000.00	Funds Available:	-2,375.00	Beginning Balance for Period 5,850.00
				Total Expenditures 525.00
				Ending Balance for Period 6,375.00

SWALCO \- Solid Waste Prog-Household Hazard Waste---Operational Supplies----				
Budget Amount:	14,000.00	Funds Available:	-447.73	Beginning Balance for Period 13,831.04
				Total Expenditures 353.94
				Ending Balance for Period 14,184.98

SWALCO \- Solid Waste Prog-Household Hazard Waste---Misc. Commodities----				
Budget Amount:	500.00	Funds Available:	15.88	Beginning Balance for Period 478.75
				Total Expenditures 5.37
				Ending Balance for Period 484.12

SWALCO \- Solid Waste Prog-Household Hazard Waste---Consultants----				
Budget Amount:	157,900.00	Funds Available:	28,544.22	Beginning Balance for Period 108,862.08
				Total Expenditures 20,288.70
				Ending Balance for Period 129,150.78

SWALCO \- Solid Waste Prog-Household Hazard Waste---Garbage Disposal----				
Budget Amount:	6,800.00	Funds Available:	1,050.00	Beginning Balance for Period 3,873.89
				Total Expenditures 318.00
				Ending Balance for Period 4,191.89

SWALCO \- Solid Waste Prog-Household Hazard Waste---All Other Maintenance----				
---	--	--	--	--

Budget Amount:	16,250.00	Funds Available:	-9.62	Beginning Balance for Period	10,286.31
				Total Expenditures	3,928.87
				Ending Balance for Period	14,215.18

SWALCO \- Solid Waste Prog-Household Hazard Waste---Miscell Contractual Serv----					
Budget Amount:	5,100.00	Funds Available:	740.00	Beginning Balance for Period	3,571.25
				Total Expenditures	401.25
				Ending Balance for Period	3,972.50

SWALCO \- Solid Waste Prog-Recycling---Miscell Contractual Servi---					
Budget Amount:	6,500.00	Funds Available:	112.89	Beginning Balance for Period	5,258.60
				Total Expenditures	1,128.51
				Ending Balance for Period	6,387.11

TOTAL EXPENDITURES \$ 56,617.03

A – 1. 2016 Legislative Policy

ISSUE: Whether to approve SWALCO's 2016 Legislative Policy.

RECOMMENDATION: SWALCO staff recommends approval.

BACKGROUND: The Legislative Committee met on December 17, 2015 (prior to the Executive Committee that same day) to discuss the 2016 Legislative Policy (attached) and any proposed changes and updates to the policy, if any, as recommended by the Legislative Committee will be reviewed with the Executive Committee as part of this action item.

The state level policy prioritizes the following for next session: 1) enacting product stewardship legislation for architectural paint (non-industrial latex and oil based paints) modeled after similar legislation enacted in 8 other states, 2) working with the various stakeholders to amend the Electronic Products Recycling and Reuse Act to ensure the long term sustainability of SWALCO's electronics recycling program, and 3) enacting product stewardship legislation for carpeting and padding if the voluntary approach favored by the carpet manufacturers is not successful in maintaining a carpet recycling infrastructure in IL. The federal level policy has remained fairly consistent with last year.

SWALCO has again been invited to participate in the Lake County Municipal League's and Barrington Area Council of Governments' legislative breakfast on February 6, 2016. Walter Willis will provide a brief overview of SWALCO legislative priorities for 2016 at the legislative breakfast.

This year's budget does include funding for SWALCO's lobbyist to not only track legislation but assist SWALCO in developing and enacting legislation.

ENCLOSED DOCUMENT: 2016 Legislative Policy

STAFF: Walter S. Willis, Executive Director



The Solid Waste Agency of Lake County (SWALCO) is a Municipal Joint Action Agency established to implement the Lake County Solid Waste Management Plan. SWALCO is comprised of 43 Lake County municipalities, the County of Lake and the Great Lakes Naval Base. SWALCO's Board of Directors established the Legislative Committee to develop a legislative policy for ultimate approval by the Board of Directors. The Legislative Committee implements the approved policy.

Annually, the SWALCO Board of Directors approves a Legislative Policy that acts as a guide to our members, and informs our federal and state legislators and executive branch officials on SWALCO's legislative concerns and positions on issues. The following is SWALCO's 2016 Legislative Policy, which has been divided into state and federal levels.

SWALCO's 2016 LEGISLATIVE POLICY

SWALCO's legislative policy will be communicated to our elected representatives and will be used to provide input to organizations which SWALCO, or its members, are affiliated (for example: National Association of Counties, US Conference of Mayors, the Solid Waste Association of North America, Illinois Counties Solid Waste Management Association, Illinois Recycling Association, Lake County Municipal League, Northwest Municipal Conference and the Illinois Municipal League).

The following is a more detailed discussion of legislation of interest to SWALCO on both the state and federal levels.

State Level

1. ISSUE: INFORMATIONAL SUPPORT FOR OUR STATE DELEGATION

The SWALCO Legislative Committee and staff will coordinate with the Lake County legislative delegation in reviewing legislative initiatives.

Discussion

SWALCO stays in close contact with its legislative delegation through ongoing discussions with our lobbyist, Kip Kolkmeier. SWALCO staff and members of the Legislative Committee will strive to meet in person with all members of the legislative delegation in the coming year ~~either through our partnership with the~~ Lake County

Deleted: Legislative committees are the first, and most important, part of the process. At the state level, solid waste legislation is introduced and is generally referred to one committee in each of the chambers. In the Senate, the Environment Committee is the legislative starting point. In the House, it is also the Environment and Energy Committee. At the Federal level, the House Commerce Committee and its subcommittee on Commerce, Trade and Hazardous Materials handles solid waste initiatives. In the Senate, it's the Environment and Public Works Committee.

Deleted: , and one way this may be accomplished is by

Deleted: partnering with the

Municipal League for the 2016 Legislative Breakfast (which began last year), attending special meetings convened by legislators, or visiting with them while in Springfield. Several years ago SWALCO held its own legislative breakfast but discontinued it, and will now continue to partner with the LCML and the Barrington Area Council of Governments on an annual joint legislative breakfast.

Deleted: its

Deleted: 5

Deleted: SWALCO staff have not reached out yet to the Lake County Municipal League to determine its interest in having SWALCO be part of its next legislative breakfast.

It is also important for SWALCO to support its delegation on an on-going basis regarding issues as they arise in Springfield. The state representatives often do not have the staff required to complete detailed assessments of issues. However, this is an area where the Agency can assist its legislators.

2. ISSUE: PRODUCT STEWARDSHIP AND PRODUCER RESPONSIBILITY, PAINT

Continue to support legislation, introduced in the 2013, 2014 and 2015 sessions, that fosters responsible product stewardship and producer responsibility and does not place unfunded mandates on local government resources. A primary focus for this legislative session will be on latex and oil based paints. SWALCO will attempt to work with the paint industry to build enough momentum to have the bill called for a vote in committee this year and to see if we can move this bill to the floor for more debate.

Deleted: and

Discussion

The State of Oregon is the first state in the U.S. (since then California, Connecticut, Rhode Island, Vermont, Minnesota, Maine and Colorado have passed similar legislation) to pass producer responsibility legislation for architectural paints (typical latex and oil based paints, not including industrial type paints). The legislation had the support of the American Coatings Association, the trade group that represents paint manufacturers. The legislation allows for the implementation of an "assessment fee" on paint that is passed on from the manufacturer, to the retailer and ultimately the consumer. This is different than the two other producer responsibility bills enacted in Illinois for electronics and mercury thermostats which don't provide for assessment fees. Another key component of the Oregon law is that the amount of the fee and the implementation of the program is determined and managed by the paint manufacturers not a state agency. The state does review, comment and approve the plan developed by the paint manufacturers on an annual basis. The paint manufacturers are allowed to form a non-profit stewardship group, which required anti-trust language in the bill as well. The one downside of the Oregon bill is that it does not provide for the paint collector's collection costs to be covered by the manufacturers. Only the transportation and management of the paint is covered by the assessment fee.

Given that 35% of what we collect in our HCW program is paint, SWALCO is very interested in creating a more sustainable program for managing paint. The budget woes of the IEPA and the State are well known and any efforts we can make to find more sustainable funding are well worth the effort. We will want to pursue cost recovery for our collection costs in any bill proposed in Illinois if possible.

In 2012 and 2013, SWALCO worked with other units of local government in Illinois, along with the Product Stewardship Institute, to build a coalition and strategy that lead to the American Coating Association (ACA, which represents paint manufacturers) agreeing to introduce legislation in 2013. While the legislation did not move out of

committee last year due to concerns from IRMA, there was a subject matter hearing held on November 5, 2013 by both the House and Senate Environment Committees. SWALCO attended and testified in support of the bill at the hearing.

In 2014 identical bills were reintroduced (HB 5457 and SB 3272) and again in 2015 a bill was introduced (SB 1261), but these bills were never called in Committee for a vote due to efforts to get IRMA and the environmental community to support the bill. Progress has been made with the environmental community, but IRMA appears to be unlikely to support the bill or go neutral. In 2015 the paint industry did not actively lobby for the bill as its attention was diverted to other states where it appears the industry felt it had a better chance for success.

Deleted: again

Deleted: Both Senator Bush and Senator Morrison signed on as co-sponsors of the bill. The ACA has indicated to SWALCO that it intends to introduce the bill again in 2015 and continue its dialogue with IRMA and the environmental community.

3. ISSUE: IL ELECTRONIC PRODUCTS RECYCLING AND REUSE ACT

The IL electronics law has provisions in it for the IEPA to engage stakeholders to comment on the law and its implementation status in 2015, including holding a public hearing to elicit comments. The IEPA must prepare a final report to the General Assembly by February 2016. SWALCO has been very active in this process and making sure our interests as a collector are heard and hopefully addressed in changes to the law. The IEPA released a draft of the report on December 2, 2015 at a meeting SWALCO attended, this report will likely be used as a starting point for more stakeholder negotiations in 2016.

Deleted: intends to be active

Discussion

In 2014, SWALCO's processor, Sims, indicated it was no longer interested in continuing to be our service provider in 2015 (calling it a business decision). In the meantime the State goal continued to decline (from 47 million pounds in 2013 to 36.7 million pounds in 2015) as the weight of electronics sold into the marketplace continued to become lighter (the State sets its recycling goal based on the market sales in IL, the weight of the devices sold). As the goal goes down, so does the level of funding by the manufacturers, further restricting the program. This coupled with the lack of reasonable markets for CRT glass (about 60% or more of what we still collect by weight) has caused processors to look to the collectors to cover the cost of managing the CRT glass.

Deleted: current

Deleted: has

Deleted: is

Deleted: s

Deleted: s

In 2015 SWALCO was forced to pay for its electronics to be recycled as its recyclers (Dynamic and eWorks) did not have financial support from the manufacturers, which resulted in the Agency spending approximately \$230,000 from its reserves to maintain the program through August. We attempted to find recyclers with manufacturer financial support prior to paying for the program, but were not successful. In August, SWALCO entered into a no cost contract with Vintage Tech for the rest of 2015 and for 2016. This contract may be in jeopardy though as Vintage Tech has informed SWALCO that it has not secured enough contracts with manufacturers to meet our collection needs (around 4.5 million pounds per year). This lead SWALCO, and many other units of local government and key stakeholders, to support the passage of HB 1455 during the 2015 session. HB 1455 did increase the goals to levels similar to 2013 for the rest of 2015 and 2016, and that was very important as collections are generating more electronics than the manufacturers are required to recycle. It did not address the long term sustainability of the program and this was acknowledged by all the stakeholders, and has set up 2016 as a

Deleted: sees this as a fundamental problem with the law, as the manufacturers should be responsible for this costs, but have been able to enter into contracts with the processors where they do not cover the full costs of the CRT glass. Now processors are going bankrupt and the issue is getting more serious as numerous government sponsored collection events are being shut down as the government collectors are now expected to pay for events, and most do not have the resources to fund the collection. To help address the CRT glass management issue, SWALCO sent a letter to SERI (a third party certification entity that oversees the processors) asking SERI to reconsider its CRT glass management policy which disregards a local IL solution that is 30 to 40% cheaper than the options allowed by it. The letter was sent on September 30, 2014 and we are still awaiting a response.

key year to reach a compromise. Without a no cost program, SWALCO will not be able to continue collecting electronics without a major increase in funding to the Agency.

4. ISSUE: PRODUCT STEWARDSHIP AND PRODUCER RESPONSIBILITY, CARPET AND PADDING

Support legislation based on the Extended Producer Responsibility (EPR) model that would require carpet and padding manufacturers to work with other stakeholders to develop a statewide program to divert carpet and padding from landfilling to higher and better uses. In 2014, Senator Bush introduced SB 3546, the Carpet Stewardship Bill, and re-introduced it, in 2015 (SB 1433).

Discussion

Approximately 2% of the waste landfilled in IL or 280,000 tons per year of carpet and padding are estimated to be thrown away each year in IL. In 2011, California became the first and only State to date to pass EPR legislation for carpet recycling. The carpet industry had already formed an association, Carpet America Recovery Effort (CARE), to help with carpet recycling and that entity has become the stewardship group responsible for implementing the law in CA.

In 2015, after introducing SB 1433, the carpet industry and its allies had several meetings with Senator Bush and the outcome was an agreement by the Senator to hold off on running the carpet bill in exchange for forming a Stakeholder Group and working on a voluntary approach to increase carpet recycling in IL. The Stakeholder group of approximately 30 members has met three times (April 27, June 17 and October 7) and has made progress on developing a report with statistics on current carpet generation and management in IL, and outreach on developing more markets for products with recycled carpet content. With low oil prices the recyclers are suffering and many may be forced to go out of business, we continue to monitor the three main companies in the Chicagoland market, and all three are reducing their collections and are having a hard time moving the recovered carpet. SWALCO will continue to stay in close communication with Senator Bush and will be ready to support re-introducing a carpet recycling bill if the voluntary approach does not work and we lose our entire recycling infrastructure in IL.

5.

5. ISSUE: LOCAL SURCHARGE

Support amending the Illinois Environmental Protection Act to eliminate exempting wastes from state and local fees imposed by units of local government (\$1.27 per ton).

Discussion

The Task Force on the Advancement of Materials Recycling that SWALCO was appointed to in 2013 did not take a position or offer recommendations regarding the local or state surcharge fees in its 2015 final report to the General Assembly. In addition, the Solid Waste Management Fund,

Deleted: she has committed to reintroducing it

Deleted: In the winter of 2013 the IL Carpet Recovery Working Group (CRWG) was formed and SWALCO is a member. This effort started with the 2012 fall workshop held by the IL chapter of SWANA (Walter Willis is current president of the chapter) that focused on carpet recycling. The CRWG now has approximately 25 members who represent the carpet manufacturers, carpet recyclers, C&D recycling facilities, installers, retailers, local government and NGOs. The CRWG voted at its September meeting to support the introduction of EPR legislation for carpet and pad recycling in the 2014 session. The CRWG is currently working on the broad parameters of the bill and once completed will be approaching legislators to sponsor the bill. One of the primary motives for introducing the legislation is the shift in the carpet industry to PET carpet and away from nylon. Nylon carpeting can be easily processed and has strong markets. PET, on the other hand, has very weak markets and is a cost for the processor to manage. As it displaces nylon carpet it threatens to drive the processors out of business, and without the processors and their infrastructure, carpet will not be recycled.

Deleted: Senator Bush introduced the bill in 2014 with the intent of not calling it in Committee, but instead to begin a dialogue with the stakeholders. To help with that dialogue she convened a stakeholder meeting in Springfield on March 24, 2014. At that meeting the carpet industry reps repeated their preference to have a voluntary carpet recycling program as opposed to one that would be mandated. After that meeting Senator Bush reached out to her Senate colleagues and added 7 sponsors, including Senator Link. Senator Bush has indicated she would like to hold another stakeholder meeting in early 2015 to continue the dialogue.

Deleted: ISSUE: State Resource Management Plan

¶ Support the enactment of legislation for the development of an Illinois Resource Management Plan as recommended by the Task Force for the Advancement of Materials Recycling, which SWALCO was appointed to.

¶

¶

Discussion

¶

The Task Force on the Advancement of Materials Recycling approved a recommendation for its final report that includes the development of an IL Resource Management Plan that would have ... [1]

Deleted: 6

Deleted: Walter Willis was appointed to the Task Force on the Advancement of Materials Recycling and has attended all the meetings of the Task Force through September 2014. The Task Force must submit a report to the General Assembly by January 1, 2015 and part of that report must address the funding of state and local programs that support oversight, regulation and new diversion programs. At this time, the Task Force has yet to take a position on the funding issue, and given the contentious nature of the funding issue it is unlikely the T ... [2]

where the State fees are deposited, has been swept and continues to be swept due to the current fiscal situation in IL.

Deleted: ¶

6. ISSUE: FOOD SCRAP COMPOSTING

Deleted: 7

The Agency will actively support legislation that promotes and supports the marketing of compost or enhances the market demand for compost derived from landscape waste alone or commingled with food scraps.

Discussion

With the passage of SB 99 in 2009 (which SWALCO supported and worked hard to see enacted) significant barriers to the development of food scrap composting sites were removed. During the 2015 session several composting related bills were enacted into law (HB 437 allows for compost drop off sites, HB 1362 provides that state agencies look at incorporating more compost into operations, and SB 1518 allows for a landscape waste transfer station in Lake County to take food scraps along with landscape waste without local siting approval) that SWALCO supported and will go a long way toward improving the opportunity to collect food scraps. The focus now is to ensure that markets exist for the final compost product from landscape waste and landscape waste with food scraps.

Deleted: only

Deleted: There is now one permitted composting facilities in Lake County pursuing permit approval to accept food scraps beyond the 10% additive rule.

Deleted: 8

7. ISSUE: RENEWABLE ENERGY FROM MSW SOURCES

Support the designation of municipal solid waste (MSW) derived energy as a renewable energy source. SWALCO may, on a case-by-case basis, support the establishment of renewable energy goals/requirements as a percentage of total energy output. This may also include support for tax credits and other incentives, including greenhouse gas offset credits that provide financial and/or environmental incentives for the development of renewable energy from MSW sources.

Discussion

Under current Illinois law, energy derived from municipal waste from non-landfill related uses does not count as a renewable energy source and therefore cannot be counted toward the 25% renewable portfolio standard per Illinois law (25% by 2025). Ironically, landfill gas does count as a renewable energy source.

8. ISSUE: POLLUTION CONTROL FACILITIES

Deleted: 9

Oppose changes that affect the local authority's control over the siting of pollution control facilities.

Discussion

SWALCO firmly supports the current practice of having local units of government approve or deny the siting of pollution control facilities within their jurisdictions. This law has proven to be successful in Illinois. Any attempt to tamper with local control will be opposed by SWALCO. However, minor changes to the law that help streamline or clarify the process (often due to case law) will be evaluated on a case-by-case basis.

9. ISSUE: LANDFILL MATERIAL BANS

Deleted: 10

Oppose the banning of individual materials from landfills unless a viable alternative disposal technology is available.

Discussion

Waste bans have been used previously to eliminate landscape waste, white goods, electronics and oil from municipal solid waste landfills. These bans have reduced the amount of material going to landfills. However, the infrastructure needed to support the alternative disposal plan is rarely in place. SWALCO believes that a two-year period is required to ban material from a landfill and to set up the alternative disposal technology. In this interim period, the state agencies can address the alternative disposal methodologies needed to handle the banned material.

10. ISSUE: ENVIRONMENTAL FEE TRANSFER

Deleted: 1

Oppose the transfer of any state fees imposed on municipal solid waste to offset any shortfall in general fund revenues.

Discussion

The State applies two fees on waste accepted at landfills: a Subtitle D fee (this refers to the portion of the federal law known as the Resource Conservation and Recovery Act, which regulates municipal waste landfills) and a solid waste fee. The Illinois Environmental Protection Agency, Bureau of Land (BOL) uses these fees for its programs. These fees are used for enforcement grants, which enable Lake County and others to inspect solid waste facilities. It is imperative that these fees stay in the BOL and not be used for other State purposes SWALCO does not support the transfer of fees to the general fund and supports the expansion of the enforcement program to other Illinois communities.

SWALCO is reliant on our agreement with the Illinois Environmental Protection Agency for funding the disposal of the household chemical wastes we collect in our program. Securing and maintaining funding for this agreement is of the greatest importance to SWALCO.

11. ISSUE: DEPOSIT LEGISLATION

Deleted: 2

Oppose the imposition of a deposit on beverage containers. A \$0.05 or \$0.10 tax on beverage containers will negatively impact our recycling program, create a tax on residents and penalize retailers.

Discussion

Eleven states have enacted this deposit legislation. Hawaii adopted a deposit system in 2002. The remaining states adopted a deposit system prior to 1987. Generally it is aimed

at reducing roadside litter by creating a financial incentive as well as recycling discarded materials. New York experienced a 30% reduction in roadside litter with their bottle bill.

SWALCO has approved a Capacity Agreement (effective January 1, 2009) with Waste Management Recycle America that will pay SWALCO members for their recyclables based on the actual value or blended value of the recyclables. Under the Agreement, if Illinois or the federal government enacts a bottle bill, WMRA has the authority under the Agreement to assess the impact of the bottle bill on its operations and potentially alter the terms of the Agreement as it relates to the amount paid for SWALCO members' recyclables.

Deposit legislation can expand access to the recycling system to all residents, but handling of deposit containers, either through retail stores or redemption, is an increased burden from a transportation and space standpoint - such as additional trips by residents to redeem containers and space required by retailers to store deposit containers. This financial burden on retail stores may be partially offset by the fees imposed by the deposit. The deposit is an additional tax on residents when they fail to redeem their containers. Curbside recycling represents a convenient way for residents to recycle their beverage containers.

12. ISSUE: LEAF BURNING BAN

Deleted: 3

The Agency will support a leaf burning ban bill, which provides for local control of burning ordinances.

Discussion

Over the last several years, SWALCO considered supporting a ban on burning leaves. Landscape waste is prohibited from being disposed of in landfills. Therefore, property owners must compost/mulch leaves at home, subscribe to a service for collection (which costs money) or burn them. Many member communities have banned or restricted the burning of leaves within their communities, while other communities have decided to not restrict the burning of leaves.

Burning leaves creates particulate emissions and causes the release of chemicals in the burning process. Many residents suffer respiratory distress as a result of this process. Leaf burning is a significant air pollution hazard and may be an increased health risk to humans. The Agency will consider supporting a leaf burning ban bill which provides for local control of burning ordinances.

13. ISSUE: RECYCLE RETAIL PLASTIC BAGS AND FILM

Deleted: 4

During the 2016 legislative session, the Agency will not pursue legislative action on plastic bags and film recycling. If other parties decide to pursue legislation, the Agency will review the proposed bill and make a determination on whether to support, oppose or go neutral at that time.

Deleted: 5

Discussion

While the issue of diverting plastic bags and film from final disposal remains important, the Agency has spent considerable time and resources on this issue during the 2011 and 2012 legislative sessions.

Federal Level

1. ISSUE: INTERSTATE WASTE

Support federal legislation which recognizes and "grandfathers" current interstate waste transport and disposal. Any bill that limits the future importation or exportation of waste should be evaluated to assess its impact on SWALCO's members before a final policy position is taken.

Discussion

Midwest states do not want to be considered dumping grounds for east coast or Canadian generated waste. Many communities, however, signed agreements to accept waste from outside of their state when their local landfill was developed. They benefited in this arrangement by receiving host fees for this waste. Several states, primarily Michigan with its concerns over waste imports from Canada, have attempted to enact federal legislation to limit or restrict the flow of waste from other states and/or countries. In Illinois we recognize that a significant quantity of Chicago metro waste is transported to landfills in Wisconsin, Michigan and Indiana. Any federal attempt to legislate the flow of waste must be closely scrutinized and evaluated before a position can be taken.

2. ISSUE: PERMITTING SOLID WASTE FACILITIES

Support legislation, which provides for state permitting and local land development controls over solid waste transportation facilities.

Discussion

The Surface Transportation Board (STB) has regulatory authority of all rail facilities. This Board is part of the US Department of Transportation. Currently, the STB exempts rail operators from complying with state and local solid waste laws and regulation. Solid waste handling facilities require active environmental regulation to ensure minimal impact to the environment. State and local governments engage in long-term planning for waste management facilities. The development of solid waste rail capacity is desirable to reduce the impact of truck traffic on local and state roads. However, solid waste rail facilities have potential negative environmental consequences and therefore local and state permits are essential.

Therefore it is necessary to ensure that these solid waste facilities are compliant with environmental permitting and local land use planning. Therefore, Title 49 of the United States Code should be amended to require state permitting of rail solid waste facilities.

3. ISSUE: FLOW CONTROL

Take no action on flow control, other than to work with other solid waste and municipal organizations to monitor the progress of any flow control legislation and ensure that local governments can institute franchise refuse collection and continue to act as a market participant to direct their waste and/or recyclables to facilities pursuant to competitively bid contracts.

Discussion

The US Supreme Court has upheld the right of communities to enact flow control by acting as a market participant. The Court went further with its April 30, 2007 decision in the *United Haulers v. Oneida-Herkimer Solid Waste Management Authority* case where the Court sustained the flow control ordinances of the Waste Authority. The Court held that directing waste or recyclables to publicly owned facilities was constitutional. The Court has now created a public-private distinction with respect to the Commerce Clause of the U.S. Constitution.

This means that SWALCO has the legal authority to direct its waste and recyclables to publicly owned disposal sites and recycling centers. What isn't clear in the decision is what ability public entities have to direct materials to privately owned or operated facilities. Regardless, SWALCO does have the authority to act as a market participant and direct materials to facilities as part of competitively bid contracts.

4. ISSUE: RENEWABLE ENERGY FROM MSW SOURCES

Support the designation of municipal solid waste (MSW) derived energy as a renewable energy source. SWALCO may, on a case-by-case basis, support the establishment of renewable energy goals/requirements as a percentage of total energy output. This may also include support for tax credits and other incentives, including greenhouse gas offset credits that provide financial and/or environmental incentives for the development of renewable energy from MSW sources.

Discussion

Methane gas energy production is an example of energy production from waste sources. The primary method of waste management in Lake County is landfilling. All three landfills serving Lake County collect and generate energy from methane gas. This capability is facilitated through tax incentives. It is also a source of renewable energy production.

Also of interest is energy derived from alternative waste management technologies including anaerobic digestion and MSW gasification. Both technologies are well proven with other feed stocks, but have yet to be utilized for MSW in the U.S. due to unfavorable economics and the U.S.'s continued reliance on landfilling. Several alternative technology projects are proceeding in both California and Florida. Essential to the economics of these projects is the designation of the energy as a renewable energy source. Large utilities are now searching for renewable energy projects and are often willing to pay a premium for the energy. These projects also have the potential to reduce the amount of greenhouse gases (GHG) emitted in the production of energy, especially as related to coal power plants.

5. ISSUE: PRODUCT STEWARDSHIP AND PRODUCER RESPONSIBILITY

Support legislation that fosters responsible product stewardship and producer responsibility. Most attention is currently focused on the electronics industry. SWALCO supports a national policy, but in the absence of a national policy will support a state-based program (please refer to the state level discussion).

Discussion

Product stewardship is a product-centered approach to environmental protection. Product stewardship calls on all those in the product life cycle--manufacturers, retailers, users, and waste managers --to share responsibility for reducing the environmental impacts of products. States such as Illinois, California, Maine and Massachusetts have enacted legislation to divert electronic products, such as home computers and Cathode Ray Tubes (CRTs), from municipal waste disposal facilities.

Product stewardship recognizes that product manufacturers should take on new responsibilities to reduce the adverse environmental impact of their products. However, all participants in a product life cycle, including retailers, consumers, and waste managers have important roles to play in working in cooperation with product manufacturers to develop the most workable and cost-effective solutions.

From a solid waste manager's perspective, product stewardship refers to the actions that should be taken with respect to product design, reuse, collection, recycling and disposal in order to avoid adverse environmental impacts from the disposal of the product. Manufacturers must design their products to facilitate disassembly and recycling. Consumers must be educated on how to properly dispose of products. Education can be approached through information developed by manufacturers and provided to consumers through product stickers, operation manuals and advertising. Most importantly, an infrastructure must be developed to properly and responsibly handle the product if it's diverted from the municipal solid waste stream

ISSUE: State Resource Management Plan

Support the enactment of legislation for the development of an Illinois Resource Management Plan as recommended by the Task Force for the Advancement of Materials Recycling, which SWALCO was appointed to.

Discussion

The Task Force on the Advancement of Materials Recycling approved a recommendation for its final report that includes the development of an IL Resource Management Plan that would have two primary purposes: 1) to provide a tool kit of programs that can be implemented in rural and urban areas (two sets of recommendations) to help Counties and municipalities increase their waste diversion through increased source reduction, reuse, recycling and composting, and 2) provide a statewide vision for IL to reduce its dependence on landfilling and move to a "materials management" approach over the next 20 or more years.

Walter Willis was appointed to the Task Force on the Advancement of Materials Recycling and has attended all the meetings of the Task Force through September 2014. The Task Force must submit a report to the General Assembly by January 1, 2015 and part of that report must address the funding of state and local programs that support oversight, regulation and new diversion programs. At this time, the Task Force has yet to take a position on the funding issue, and given the contentious nature of the funding issue it is unlikely the Task Force will agree on a new funding strategy, we do expect the different funding options to be identified and discussed, but do not expect the Task Force to arrive at a consensus on this issue.

A – 2. Business Concierge Electronics Recycling Program Agreement Extension

ISSUE: Approve a one year extension to the Agreement between SWALCO and eWorks Electronics Services, Inc.

RECOMMENDATION: Staff recommends approval subject to General Counsel Review

TIMING: Routine

BACKGROUND: In January of 2014 the Agency entered into a two year Agreement with eWorks Electronics Service, Inc. (eWorks). Since that time, the Agency has directed businesses, schools and local governments in Lake County to utilize the Business Concierges Program.

eWorks is a 501(c)(3) entity, with a processing facility in Elk Grove Village, Illinois. Part of eWorks' mission is to "teach, support and advocate for individuals with intellectual and other developmental disabilities to make choices, exercise independence and develop responsibility" by providing them with jobs at its e-scrap processing facilities. Locally, eWorks is already working with Misericordia, Clearbrook and Cabrini Sisters of Sacred Heart.

Under the terms of our Agreement, SWALCO and eWorks are to jointly market this venture to all non-residential entities in hopes of achieving a win-win-win for local businesses/schools/local government, eWorks and SWALCO. The more e-scrap that we can drive through this program, the more jobs can be created for the developmentally disabled, the more convenience we can bring to local businesses/schools/local government, and the more revenue we can generate for SWALCO's programs.

Over the past two year, staff has developed a one page info/flyer that describes the scope and benefits of the Business Concierges Program for our target audience (see attachment). Additionally, a new Business Concierges Program page was added to the SWALCO web site that communicates the same information that is provided on the flyer. Our web site also offers a direct link to eWorks.

eWorks and SWALCO have organizing three E-Drives. The first was held at the Bannockburn Commons shopping center on October 27, 2014, then on April 29, 2015 at the Lake County DOT in Libertyville. A third E-Drive will occur on January 18, 2016 at the Lindenhurst Village Hall. These events focus on collecting electronics from business/schools /local governments that have only a few pieces of electronics to be recycled. Entities having larger quantities are asked to contact eWorks to arrange for a pickup at their office or facility.

To date the program has collected 55,143 pounds of electronics and has returned a compensation of \$2,381.20 to the Agency. Attached is a summary of eWorks collection volume and payments to the Agency.

Staff recommends that the Executive Board approve and recommend to the Board of Directors that the Agency enter into a one year extension to the Agreement with eWorks Electronic Services, Inc.

ENCLOSED DOCUMENTS: Service Agreement Extension 1; Business Concierges Program info/flyer; Summary of eWorks collection volume and payments.

STAFF: Peter Adrian, Recycling Coordinator

SERVICE AGREEMENT EXTENSION #1

BUSINESS CONCIERGE PROGRAM

ELECTRONIC WASTE COLLECTION AND RECYCLING SERVICES AGREEMENT

Between

SOLID WASTE AGENCY OF LAKE COUNTY, ILLINOIS

And

EWORKS ELECTRONICS SERVICES, INC.

January 21, 2016

SERVICE AGREEMENT EXTENSION #1

THIS EXTENSION 1 TO THE BUSINESS CONCIERGE PROGRAM ELECTRONIC WASTE COLLECTION AND RECYCLING SERVICES AGREEMENT made and entered into as of the 21st day of January, 2016 by and between eWorks Electronics Services, Inc. ("eWorks") and the Solid Waste Agency of Lake County, Illinois ("SWALCO"); and

WHEREAS, eWorks and SWALCO entered into an agreement on January 23, 2014 to offer businesses and certain other public organizations ("Customers") within its jurisdiction the opportunity to dispose of certain computer equipment, hardware and other related devices that they own; and

WHEREAS, eWorks is engaged in the business of processing computer hardware and related devices and providing value-added services to Customers, including the recycling and disposal of such equipment; and

WHEREAS, eWorks and SWALCO wish to extend the Agreement for a period on one (1) year, effective as of January 21, 2016 through December 31, 2017; and

WHEREAS, the parties have agreed to amend certain portions of said Agreement.

NOW, THEREFORE, in consideration of the mutual promises set forth in the Agreement and for other good and valuable consideration, receipt of which is hereby acknowledged, eWorks and SWALCO do hereby agree to amend the Agreement by substitution and or deletion of the following Sections in said Agreement:

1. This Amendment shall be effective January 21, 2016.
2. This Agreement shall continue through December 31, 2017.
3. The Compensation section shall be replaced in its entirety by the Compensation Schedule attached hereto as Exhibit A.
4. Except as modified herein, all other terms of the Agreement, as amended, shall remain in full force and effect.

IN WITNESS WHEREOF, SWALCO and eWorks have caused the Agreement Extension 1 to be executed in their respective names, have caused their respective corporate seals to be hereto affixed, and have caused this Extension to be dated as of the date and year first written above.

Solid Waste Agency of Lake County, Illinois

eWorks Electronic Services, Inc.

Attest

Attest

Exhibit A

EWORCS ELECTRONICS SERVICES, INC. BUSINESS CONCIERGE PROGRAM

For the

SOLID WASTE AGENCY OF LAKE COUNTY, ILLINOIS

COMPENSATION AND FEE SCHEDULE

Effective January 21, 2016 the compensation and fees to SWALCO for the Business Concierge Program are as follows:

- Revenue paid per lb. for mixed eWaste \$0.02
- Revenue paid per lb. for PC Desktops/Towers \$0.05
- Revenue paid per lb. for Servers \$0.15

The above compensation rates will be reviewed by eWorks on a calendar quarterly basis. If it is determined a change to the any/all of the rates is necessary, eWorks will submit a request for revised rates with backup explanations to SWALCO for approval. If approval is granted, the revised rates will be put into effect the subsequent quarter.

A fee for CRT TVs/Monitors collected by eWorks at Business eDrives will be established by eWorks and be agreed to by SWALCO, prior to each Business eDrive event. The fee to be assessed for CRT TVs/Monitors shall therefore be published accordingly beforehand in all event communications. eWorks is solely responsible for collecting and accounting for all fees collected at Business eDrives.



Business Concierge Program for Commercial Electronics Recycling

The Solid Waste Agency of Lake County (SWALCO) provides opportunities for residents to recycle their broken or unwanted electronics through an extensive network of drop off locations operating throughout Lake County, but these electronics drop off locations can only accept residentially generated electronics. SWALCO recognized a need to offer electronics recycling opportunities to Lake County businesses, institutions and schools. To address this need SWALCO has partnered with eWorks Electronics Services Inc., to provide this service through a program called the Business Concierge Program. To learn more about this program and to contact eWorks, please go to the SWALCO Commercial Electronics Recycling web site: swalco.org/business or call SWALCO at (847) 336-9340.

eWorks is More Than Just a Full Service, R2 Certified Electronics Recycler

eWorks was established in 2009 to meet its primary mission to teach, support and advocate for individuals with intellectual and other developmental disabilities to make life choices, exercise independence and develop responsibility to become productive members of the community. eWorks achieves this mission by providing competitive recycling, refurbishment and resale services of office technologies and consumer electronics; basically "if it plugs into a wall we'll take it". This includes items such as computers, tablets, servers, monitors and LCD's, scanners, copiers and network equipment, power supplies, TVs, stereos, cell phones and household appliances.

Today the eWorks program provides electronics recycling and refurbishment services for local communities and for large global corporations across the US. eWorks also serves as the back office-processing center for several other national recyclers. Our process uses the highest industry standards in safety and security, as well as providing "green tech" jobs for the disabled.

eWorks Services

Electronics Recycling As a zero-landfill organization eWorks responsibly recycles assets in compliance with local, state and federal regulations.

eCart™ Transport and Storage For convenient and secure collection and transport of electronic assets with easy online scheduling for pick-ups.

Product Resale Services Are for technology products that can be resold in the aftermarket, with the eWorks client sharing in the proceeds.

The service includes:

- Audit and repair (if needed) services or part harvesting to extend the useful life of the asset.
- Data Security and Data Eradication services compliant with U.S. Department of Defense and NIST standards to assure data privacy for retiring assets.

Donation Programs Providing great tax incentives to companies and individuals while benefiting those in need.

Shredding Services In addition to dismantling and part harvesting eWorks provides full shredding services.

Reporting Extensive reporting package, detailing assets by serial number, model, type configuration and more; certificates of data destruction and recycling available as well.

Benefits of eWorks

- eWorks accepts a vast array of electronics for reuse and recycling.
- eWorks has a large fleet of vehicles so assets are collected from within Lake County and the greater Chicago area.
- eWorks has a national presence to provide consistent processing services throughout the United States.
- All equipment is processed in accordance with today's strict electronic waste standards. eWorks only uses **BAN** or EPA **R2/RIOS** certified recycling processors.
- The eWorks facility has 24 hour camera surveillance and metal detectors to monitor anyone going in and out of the work area.
- eWorks is a not-for-profit so all revenue received will go to support workers with Developmental Disabilities and Autism.
- eWorks offers a "green" advantage and significant tax benefits to businesses and individuals through the use of its services.

To learn more about the eWorks Business Concierge Program for Commercial Electronics Recycling visit the SWALCO web site: swalco.org/business all SWALCO at (847) 336-9340.

CUSTOMER: SWALCO
1311 N. ESTES ST
GURNEE, IL, 60031

ADDRESS:



DATE RECEIVED	LOAD ID	REFERENCE COMPANY	PRODUCT CATEGORY	NET LBS	PRICE	TOTAL
5/23/2014	SWAL1688756	SYNERGY	MIXED ELECTRONICS	251	\$ 0.05	\$ 12.55
5/24/2014	SWAL1688757	SYNERGY	COMPUTERS	483	\$ 0.10	\$ 48.30
5/25/2014	SWAL1688758	SYNERGY	SERVERS	28	\$ 0.25	\$ 7.00
5/23/2014	SWAL1688756	SYNERGY	MIXED ELECTRONICS	293	\$ 0.05	\$ 14.65
5/23/2014	SWAL1688756	SYNERGY	MIXED ELECTRONICS	413	\$ 0.05	\$ 20.65
10/27/2014	SWAL0787289	BANNOCKBURN PUBLIC WORKS	COMPUTERS	79	\$ 0.10	\$ 7.90
10/27/2014	SWAL0787289	BANNOCKBURN PUBLIC WORKS	SERVERS	23	\$ 0.25	\$ 5.75
10/27/2014	SWAL0787289	BANNOCKBURN PUBLIC WORKS	MIXED ELECTRONICS	423	\$ 0.05	\$ 21.15
10/27/2014	SWAL0787289	BANNOCKBURN PUBLIC WORKS	MIXED ELECTRONICS	431	\$ 0.05	\$ 21.55
12/29/2014	SWAL5486941	WOODLAND COMMUNITY CONSOLIDATED SCHOOL DISTRICT	TELEVISIONS	625	\$ 0.05	\$ 31.25
12/29/2014	SWAL5486941	WOODLAND COMMUNITY CONSOLIDATED SCHOOL DISTRICT	TELEVISIONS	644	\$ 0.05	\$ 32.20
12/29/2014	SWAL5486941	WOODLAND COMMUNITY CONSOLIDATED SCHOOL DISTRICT	TELEVISIONS	642	\$ 0.05	\$ 32.10
12/29/2014	SWAL5486941	WOODLAND COMMUNITY CONSOLIDATED SCHOOL DISTRICT	TELEVISIONS	375	\$ 0.05	\$ 18.75
12/29/2014	SWAL5486941	WOODLAND COMMUNITY CONSOLIDATED SCHOOL DISTRICT	TELEVISIONS	616	\$ 0.05	\$ 30.80
12/29/2014	SWAL5486941	WOODLAND COMMUNITY CONSOLIDATED SCHOOL DISTRICT	TELEVISIONS	646	\$ 0.05	\$ 32.30
12/29/2014	SWAL5486941	WOODLAND COMMUNITY CONSOLIDATED SCHOOL DISTRICT	TELEVISIONS	636	\$ 0.05	\$ 31.80
12/29/2014	SWAL5486941	WOODLAND COMMUNITY CONSOLIDATED SCHOOL DISTRICT	TELEVISIONS	646	\$ 0.05	\$ 32.30
12/29/2014	SWAL5486941	WOODLAND COMMUNITY CONSOLIDATED SCHOOL DISTRICT	TELEVISIONS	650	\$ 0.05	\$ 32.50
12/29/2014	SWAL5486941	WOODLAND COMMUNITY CONSOLIDATED SCHOOL DISTRICT	TELEVISIONS	652	\$ 0.05	\$ 32.60
12/29/2014	SWAL5486941	WOODLAND COMMUNITY CONSOLIDATED SCHOOL DISTRICT	TELEVISIONS	650	\$ 0.05	\$ 32.50
12/29/2014	SWAL5486941	WOODLAND COMMUNITY CONSOLIDATED SCHOOL DISTRICT	TELEVISIONS	646	\$ 0.05	\$ 32.30
12/29/2014	SWAL5486941	WOODLAND COMMUNITY CONSOLIDATED SCHOOL DISTRICT	TELEVISIONS	584	\$ 0.05	\$ 29.20
12/29/2014	SWAL5486941	WOODLAND COMMUNITY CONSOLIDATED SCHOOL DISTRICT	TELEVISIONS	648	\$ 0.05	\$ 32.40
12/29/2014	SWAL5486941	WOODLAND COMMUNITY CONSOLIDATED SCHOOL DISTRICT	TELEVISIONS	592	\$ 0.05	\$ 29.60
12/29/2014	SWAL5486941	WOODLAND COMMUNITY CONSOLIDATED SCHOOL DISTRICT	TELEVISIONS	545	\$ 0.05	\$ 27.25
12/29/2014	SWAL5486941	WOODLAND COMMUNITY CONSOLIDATED SCHOOL DISTRICT	TELEVISIONS	675	\$ 0.05	\$ 33.75
12/29/2014	SWAL5486941	WOODLAND COMMUNITY CONSOLIDATED SCHOOL DISTRICT	TELEVISIONS	646	\$ 0.05	\$ 32.30
12/29/2014	SWAL5486941	WOODLAND COMMUNITY CONSOLIDATED SCHOOL DISTRICT	TELEVISIONS	648	\$ 0.05	\$ 32.40
12/29/2014	SWAL5486941	WOODLAND COMMUNITY CONSOLIDATED SCHOOL DISTRICT	TELEVISIONS	645	\$ 0.05	\$ 32.25
12/29/2014	SWAL5486941	WOODLAND COMMUNITY CONSOLIDATED SCHOOL DISTRICT	TELEVISIONS	472	\$ 0.05	\$ 23.60
12/29/2014	SWAL5486941	WOODLAND COMMUNITY CONSOLIDATED SCHOOL DISTRICT	TELEVISIONS	640	\$ 0.05	\$ 32.00
			2014 Sub Total	15,947		\$ 835.65
1/9/2015	SWAL6942164	LAKE SIDE LANES	TELEVISIONS	521	\$ 0.05	\$ 26.05
1/9/2015	SWAL6942164	LAKE SIDE LANES	TELEVISIONS	628	\$ 0.05	\$ 31.40
2/11/2015	SWAL1270893	Graebel Moving LLC	Mixed Electronics	310	\$ 0.05	\$ 15.50
2/11/2015	SWAL1270893	Graebel Moving LLC	Printers	310	\$ 0.05	\$ 15.50

2/11/2015	SWAL1270893	Graebel Moving LLC	Printers	210	\$ 0.05	\$ 10.50
2/11/2015	SWAL1270893	Graebel Moving LLC	Printers	345	\$ 0.05	\$ 17.25
2/11/2015	SWAL1270893	Graebel Moving LLC	Mixed Electronics	510	\$ 0.05	\$ 25.50
2/11/2015	SWAL1270893	Graebel Moving LLC	Mixed Electronics	410	\$ 0.05	\$ 20.50
2/11/2015	SWAL1270893	Graebel Moving LLC	Printers	210	\$ 0.05	\$ 10.50
2/11/2015	SWAL1270893	Graebel Moving LLC	Household Appliances	413	\$ 0.05	\$ 20.65
2/11/2015	SWAL1270893	Graebel Moving LLC	Printers	646	\$ 0.05	\$ 32.30
2/11/2015	SWAL1270893	Graebel Moving LLC	Mixed Electronics	270	\$ 0.05	\$ 13.50
2/11/2015	SWAL1270893	Graebel Moving LLC	Printers	210	\$ 0.05	\$ 10.50
2/11/2015	SWAL1270893	Graebel Moving LLC	Mixed Electronics	449	\$ 0.05	\$ 22.45
2/11/2015	SWAL1270893	Graebel Moving LLC	Televisions	461	\$ -	\$ -
2/11/2015	SWAL1270893	Graebel Moving LLC	Televisions	280	\$ -	\$ -
4/16/2015	SWAL3108991	Natus Medical, Inc	Mixed Electronics	390	\$ 0.05	\$ 19.50
4/16/2015	SWAL3108991	Natus Medical, Inc	Printers	390	\$ 0.05	\$ 19.50
4/16/2015	SWAL3108991	Natus Medical, Inc	Computers	520	\$ 0.10	\$ 52.00
4/16/2015	SWAL3108991	Natus Medical, Inc	Mixed Electronics	440	\$ 0.05	\$ 22.00
4/16/2015	SWAL3108991	Natus Medical, Inc	Printers	480	\$ 0.05	\$ 24.00
4/16/2015	SWAL3108991	Natus Medical, Inc	Computers	720	\$ 0.10	\$ 72.00
4/23/2015	SWAL3108991	Natus Medical, Inc	Med Station	200	\$ 0.05	\$ 10.00
4/28/2015	SWAL8520701	Walgreens	Televisions	691	\$ -	\$ -
4/28/2015	SWAL8520701	Walgreens	Household Appliances	464	\$ 0.05	\$ 23.20
4/28/2015	SWAL8520701	Walgreens	Printers	171	\$ 0.05	\$ 8.55
4/28/2015	SWAL8520701	Walgreens	CRT Monitors	1,183		\$ -
4/28/2015	SWAL8520701	Walgreens	LCD Monitors	283	\$ -	\$ -
4/28/2015	SWAL8520701	Walgreens	Mixed Electronics	464	\$ 0.05	\$ 23.20
4/29/2015	SWAL8986799	SWALCO Event	Mixed Electronics	340	\$ 0.05	\$ 17.00
4/29/2015	SWAL8986799	SWALCO Event	Home Audio	440	\$ 0.05	\$ 22.00
4/29/2015	SWAL8986799	SWALCO Event	Computers	510	\$ 0.10	\$ 51.00
4/29/2015	SWAL8986799	SWALCO Event	Televisions	855	\$ -	\$ -
4/29/2015	SWAL8986799	SWALCO Event	Mixed Electronics	450	\$ 0.05	\$ 22.50
4/29/2015	SWAL8986799	SWALCO Event	Computers	435	\$ 0.10	\$ 43.50
4/29/2015	SWAL8986799	SWALCO Event	Printers	275	\$ 0.05	\$ 13.75
4/29/2015	SWAL8986799	SWALCO Event	Televisions	740	\$ -	\$ -
4/29/2015	SWAL8986799	SWALCO Event	Computers	260	\$ 0.10	\$ 26.00
4/29/2015	SWAL8986799	SWALCO Event	Household Appliances	355	\$ 0.05	\$ 17.75
4/29/2015	SWAL8986799	SWALCO Event	Televisions	870	\$ -	\$ -
4/29/2015	SWAL8986799	SWALCO Event	Televisions	827	\$ -	\$ -
4/29/2015	SWAL8986799	SWALCO Event	Home Audio	260	\$ 0.05	\$ 13.00
4/29/2015	SWAL8986799	SWALCO Event	Computers	528	\$ 0.10	\$ 52.80
4/29/2015	SWAL8986799	SWALCO Event	Televisions	815	\$ -	\$ -
4/29/2015	SWAL5892116	CEC Industries LTD.	CRT Monitors	735	\$ -	\$ -
4/29/2015	SWAL5892116	CEC Industries LTD.	Televisions	495	\$ -	\$ -
4/29/2015	SWAL5892116	CEC Industries LTD.	Computers	421	\$ 0.10	\$ 42.10
5/22/2015	SWAL2013970	Trinity International University	Computers	397	\$ 0.10	\$ 39.70

5/22/2015	SWAL2013970	Trinity International University	Printers	510	\$ 0.05	\$ 25.50
5/22/2015	SWAL2013970	Trinity International University	Televisions	340	\$ -	\$ -
5/22/2015	SWAL2013970	Trinity International University	Computers	175	\$ 0.10	\$ 17.50
5/22/2015	SWAL2013970	Trinity International University	Televisions	550	\$ -	\$ -
5/22/2015	SWAL2013970	Trinity International University	Mixed Electronics	380	\$ 0.05	\$ 19.00
5/22/2015	SWAL2013970	Trinity International University	CRT Monitors	215	\$ -	\$ -
5/22/2015	SWAL2013970	Trinity International University	Printers	273	\$ 0.05	\$ 13.65
5/22/2015	SWAL2013970	Trinity International University	Small Electronic	92	\$ 0.05	\$ 4.60
5/22/2015	SWAL2013970	Trinity International University	Televisions	260	\$ -	\$ -
5/22/2015	SWAL2013970	Trinity International University	Mixed Electronics	175	\$ 0.05	\$ 8.75
5/22/2015	SWAL2013970	Trinity International University	Televisions	393	\$ -	\$ -
5/22/2015	SWAL2013970	Trinity International University	Printers	380	\$ 0.05	\$ 19.00
5/22/2015	SWAL2013970	Trinity International University	Printers	176	\$ 0.05	\$ 8.80
5/22/2015	SWAL2013970	Trinity International University	Mixed Electronics	117	\$ 0.05	\$ 5.85
5/22/2015	SWAL2013970	Trinity International University	Printers	122	\$ 0.05	\$ 6.10
5/22/2015	SWAL2013970	Trinity International University	Computers	260	\$ 0.10	\$ 26.00
6/10/2015	SWAL4288902	Natus Medical Inc	Learning Resources	26	\$ 0.05	\$ 1.30
6/10/2015	SWAL4288902	Natus Medical Inc	Computer Peripherals	42	\$ 0.05	\$ 2.10
6/10/2015	SWAL4288902	Natus Medical Inc	Printers	153	\$ 0.05	\$ 7.65
6/10/2015	SWAL4288902	Natus Medical Inc	Computers	306	\$ 0.10	\$ 30.60
7/23/2015	SWAL2919159	School District 70	Office Equipment	390	\$ 0.05	\$ 19.50
7/23/2015	SWAL2919159	School District 70	Printers	486	\$ 0.05	\$ 24.30
7/23/2015	SWAL2919159	School District 70	Televisions	680	\$ -	\$ -
7/23/2015	SWAL2919159	School District 70	Office Equipment	500	\$ 0.05	\$ 25.00
7/23/2015	SWAL2919159	School District 70	Televisions	680	\$ -	\$ -
7/23/2015	SWAL2919159	School District 70	Office Equipment	415	\$ 0.05	\$ 20.75
7/23/2015	SWAL2919159	School District 70	Small Electronic	400	\$ 0.05	\$ 20.00
7/23/2015	SWAL2919159	School District 70	Televisions	680	\$ -	\$ -
7/23/2015	SWAL2919159	School District 70	Office Equipment	560	\$ 0.05	\$ 28.00
7/23/2015	SWAL2919159	School District 70	Televisions	440	\$ -	\$ -
7/23/2015	SWAL2919159	School District 70	Office Equipment	415	\$ 0.05	\$ 20.75
7/23/2015	SWAL2919159	School District 70	Office Equipment	560	\$ 0.05	\$ 28.00
7/23/2015	SWAL2919159	School District 70	Televisions	680	\$ -	\$ -
7/23/2015	SWAL2919159	School District 70	Office Equipment	560	\$ 0.05	\$ 28.00
7/23/2015	SWAL2919159	School District 70	Audio Equipment	435	\$ 0.05	\$ 21.75
7/23/2015	SWAL2919159	School District 70	Office Equipment	560	\$ 0.05	\$ 28.00
7/23/2015	SWAL2919159	School District 70	Televisions	680	\$ -	\$ -
9/16/2015	SWAL5958885	Greenleaf Center	Computers	376	\$ 0.10	\$ 37.60
9/16/2015	SWAL5958885	Greenleaf Center	Computers	640	\$ 0.10	\$ 64.00
9/16/2015	SWAL5958885	Greenleaf Center	Mixed Electronics	365	\$ 0.05	\$ 18.25
9/16/2015	SWAL5958885	Greenleaf Center	Mixed Electronics	338	\$ 0.05	\$ 16.90
12/2/2015	SWAL0866008	Natus Medical Inc	Mixed Electronics	824	\$ 0.05	\$ 41.20
2015 Sub Total				39,196		\$1,545.55
TOTAL				55,143		\$2,381.20

A - 3. Clothing and Textile Recycling: Vendor Renewal and Market Rates

ISSUE: Whether to approve a one year extension with WipeCo, Inc. to continue the clothing and textile program.

RECOMMENDATION: SWALCO staff recommends approval.

BACKGROUND: SWALCO entered into a two year formal agreement and partnership with Wipeco, Inc. (D.B.A. Chicago Textile Recycling) to develop, coordinate and operate, a clothing and textile recycling program together. The term of the agreement was from January 1, 2013 through December 31, 2015. The Agency reserved the right to, with mutual written agreement from Contractor, renew the agreement for three additional one year periods.

Article VII TERM states: *Section 7.01 Term. The Term of this Agreement shall be in effect from January 1, 2013 through December 31, 2015. At the end of any agreement term, the Agency reserves the right to extend the agreement for a period of up to sixty (60) days. The Agency reserves the right to (with mutual written agreement from the Contractor) renew the agreement for three (3) additional one (1) year periods.*

At this time, SWALCO would like to move forward and extend the agreement with Wipeco Inc., for the 2016 year and asks for the Board's approval.

Additionally, as mentioned at previous Board Meetings, there has been a dramatic shift in most of the commodities markets, and rates have drastically declined. There has been an almost "perfect storm" of variables factoring into this, including the strong US dollar, crude oil prices, transportation, climate, and other factors. Vendor pricing has dropped from .15 per pound to .03 per pound, being paid out, with 1/3 of the revenue going to participating member communities. This rate reduction began in middle of the 3rd quarter of this year and will continue until the market changes. Please alert your community's staff that this will be reflected in the checks that we will be sending out in early 2016, once the final weights for the last quarter are reported.

We are hopeful that by sometime later next year there will be an improvement in the market for all commodities, including clothing and textiles. In the meantime, we continue to generate a small amount of revenue, while keeping a large number of materials from being landfilled.

ENCLOSED DOCUMENT: Renewal Agreement from Wipeco, Inc.

STAFF: Merleanne Rampale, Public Information and Education Director



www.chicagotextilerecycling.com Phone: (708) 544-7247 Fax: (708) 544-7248

11/23/15
Attn: SWALCO
1311 N. Estes St.
Gurnee, IL 60031

To Whom it May Concern,

This letter is written to signify that Wipeco, Inc. (D.B.A. Chicago Textile Recycling) will renewing our agreement for the Textile Recycling Program established with SWALCO from January 1, 2016 through December 31, 2016.

As per our contract Article VII

Section 7.01 Term. The Term of this Agreement shall be in effect from January 1, 2013 through December 31, 2015. At the end of any agreement term, the Agency reserves the right to extend the agreement for a period of up to sixty (60) days. The Agency reserves the right to (with mutual written agreement from the Contractor) renew the agreement for three (3) additional one (1) year periods.

Thank you,

Kimberly Woycke
Director of Recycling
Wipeco, Inc.

Chicago Textile Recycling is a division of Wipeco, Inc.



I - 1. Recycle-O-Rama 2015

BACKGROUND: On Saturday, October 24, SWALCO greeted well over 1200 cars at the annual Recycle-O-Rama. It was held at the DOT in Libertyville. The event included an electronics collection, clothing and textile collection, shoe collection, and recycling/reuse opportunities for many other items, including smoke detectors, propane tanks, fire extinguishers, car seats, eyeglasses, hearing aids, keys, beads, buttons, bicycles, bike parts and accessories, prom dresses, automotive and marine batteries, tennis balls, musical instruments, and other hard-to-recycle materials.

Additionally, numerous staff and Lake County employees had an opportunity to clean house and drop off. A large number of residents from Libertyville and the surrounding municipalities, people came but we had attendees from almost every village/city in the county. Although there was a waiting period for those with electronic items especially, people were pleased that there was an opportunity to do the right thing, drop off items that would have ended up in the trash/landfill, all at no charge. All materials collected were handled in a sustainable and environmentally responsible manner. We accepted nearly \$900.00 in donations from those wanting to make an offering and show their support. Additionally, we received hundreds of appreciative thank yous from those coming through. Over 50 volunteers helped to move through approx. 3-4 cars per minute during the event.

Arrangements were made for the Agency to receive revenue for collecting the larger batteries, clothing, textiles, shoes, and cartridges. Numerous items were donated to local organizations. Thank you to all the members who forwarded information about the event and posted info via social media, e-news and websites. Thank you to Lake County DOT, the Health Department, Libertyville Township, and Village of Libertyville for providing some of the volunteers. Thank you to Zengeler Cleaners for partnering on the dresses, fixing any of the prom dresses that might need a hem, button, or gentle cleaning. We will be donating nearly 100 prom dresses to the Glass Slipper Project. Thank you too, to the teachers and students from Grayslake North High School, Antioch High School and Mundelein High School who donated their time and energy, along with all the family and friends who came to help.

Items collected at the October 5 event (to be recycled, reused, repurposed or donated) included:

- Estimated 40,000 pounds of electronics
- Multiple drums of batteries and media materials like audio and video cassettes, CDs, DVDs, etc.
- Truckloads full of Tanks, CO2 Detectors, Batteries and Extinguishers
- Nearly 1700 pounds of Shoes
- Over 4100 pounds of clothing and textiles, stuffed animals and misc.
- 200+ Cell Phones
- 400+ Eyeglasses & Cases
- 100+ Prom Dresses for Donation
- 100+ Bikes for Donation
- The food donations filled the bed of a large utility truck
- 117 Car seats were collected
- 8,000 pounds of paper documents were collected for shredding/recycling

- Buckets of Beads and Buttons, Keys, Crayons, Wine Corks and Other Misc. Items
- 2 Large Drums of toner, ink jet and laser cartridges

Additionally, the Agency helped to develop and host these events with other groups. This year SWALCO hosted events with the Waukegan Park District in November and with Rep. Carol Sente and Vernon Hills Park District earlier this year in June where we collected many more thousands of pounds of materials that will be recycled, repurposed, reused, or donated, and kept out of landfills.

STAFF: Merleanne Rampale, Public Information and Education Director

I – 2. HCW Program Update

BACKGROUND: The following information summarizes the Household Chemical Waste (HCW) Program for the second half of FY 2015. The demand for the HCW program remains strong showing increases in both participation volumes and waste volumes.

The Pharmaceutical Segregation program, which started up in February, continues to grow. As of November 30th, we have conducted eleven Pharmaceutical Segregation “events” at our facility collecting approximately 10,000 pounds of pharmaceuticals. The attached chart shows the participating municipal police departments, the total pounds of pharmaceuticals delivered, the total volume of Schedule 2 controlled substances (i.e. pain killers/opiates) and the corresponding street value (est. \$700,000).

The following tables summarize the results of HCW events conducted from July 1st thru November 30th. Also included is a table for the Pharmaceutical Segregation Program.

Deerfield – High School – July 18th			
Item	2015 Results	2013 Results	Difference
Vehicles/Households	763/837	548/593	+ 215 cars
Deerfield Residents	279 (37%)	217 (40%)	+ 62 residents
1 st Timers	305 (40%)	193 (35%)	+ 112

Lake Forest – Municipal Services Center – October 17th			
Item	2015 Results	2014 Results	Difference
Vehicles/Households	748/802	525/548	+ 223 cars
Lake Forest Residents	223 (30%)	200 (38%)	+ 23 residents
1 st Timers	269 (36%)	226 (43%)	+ 43

Mundelein – Metra Train Station – November 7th			
Item	2015 Results	2014 Results	Difference
Vehicles/Households	797/826	802/843	- 5 cars
Mundelein Residents	348 (44%)	308 (38%)	+ 40 residents
1 st Timers	263 (33%)	230 (29%)	+ 33

SWALCO’s Public Drop-off Events (July - November)			
Item	# of Events	Vehicles Served	% Design Capacity
July 1 st thru November 30 th	11	1,661	101%

ENCLOSED DOCUMENTS: Pharmaceutical Segregation Table

STAFF: Steve Nelson, Household Chemical Waste Engineer

2015

Municipal Pharmaceutical Collections
SWALCO

Total Pounds Collected =

9999.50

Total Controlled Pounds Collected =

51.10

Estimated Street Value =

\$705,862.00

Actual Collection Dates & Data

Municipalities	Projected LBS for Prev/Next Collection Event	26-Feb		10-Mar		26-Mar		15-Apr		30-Apr		28-May		25-Jun		30-Jul		27-Aug		24-Sep		22-Oct		None Scheduled		17-Dec				
		Total Collected	Total Controlled Substance	Total Collected	Total Controlled Substance	Total Collected	Total Controlled Substance	Total Collected	Total Controlled Substance	Total Collected	Total Controlled Substance	Total Collected	Total Controlled Substance	Total Collected	Total Controlled Substance	Total Collected	Total Controlled Substance	Total Collected	Total Controlled Substance	Total Collected	Total Controlled Substance	Total Collected	Total Controlled Substance	Total Collected	Total Controlled Substance	Total Collected	Total Controlled Substance			
1 Antioch Police Department	225	-	-	-	-	-	-	-	-	-	-	192.20	0.79	-	-	-	-	-	-	-	-	200.60	0.84	-	-	-	-			
2 **Buffalo Grove Police Department	140	-	-	-	-	-	-	-	-	-	-	-	-	-	-	-	-	249.00	0.80	-	-	-	-	-	-	-	-			
3 Deerfield Police Department	320	-	-	-	-	-	-	-	-	389.20	1.70	-	-	-	-	-	-	-	-	-	-	-	-	-	-	-	-			
4 Fox Lake Police Department	190	-	-	-	-	-	-	-	-	-	-	245.60	1.01	-	-	-	-	-	-	-	187.60	0.91	-	-	-	-	-			
5 Grayslake Police Department	450	-	-	-	-	-	-	266.00	1.10	-	-	-	-	-	-	-	-	-	-	408.40	1.95	-	-	-	-	-	-			
6 Hawthorn Woods Police Department	40	-	-	-	-	-	-	-	-	-	-	-	-	-	-	129.40	0.43	-	-	-	-	-	-	-	-	-	-			
7 Highland Park Police Department	0	-	-	897.50	7.50	-	-	-	-	-	-	-	-	772.60	2.63	-	-	-	-	-	-	-	-	-	-	-	-			
8 Island Lake Police Department	50	-	-	-	-	-	-	-	-	-	-	-	-	-	-	-	-	-	-	-	-	-	-	-	-	-	-			
9 Lake Bluff Police Department	120	-	-	-	-	-	-	-	-	-	-	232.00	0.95	-	-	-	-	-	-	-	-	142.00	0.59	-	-	-	-			
10 Lake County's Sheriff's Office	30	-	-	-	-	-	-	-	-	-	-	-	-	-	-	-	-	-	-	-	-	-	-	-	-	-	-			
11 Lake Forest Police Department	120	-	-	-	-	275.40	1.60	-	-	-	-	-	-	-	-	-	-	322.00	1.04	-	-	94.00	0.39	-	-	-	-			
12 Lake Villa Police Department*pending	-	-	-	-	-	-	-	-	-	-	-	-	-	-	-	-	-	-	-	-	-	-	-	-	-	-	-			
13 Lake Zurich Police Department	100	-	-	-	-	-	-	-	222.20	0.95	-	-	-	-	-	-	-	92.00	0.30	-	-	72.20	0.30	-	-	-	-	-		
**Lakemoor Police Department	22	-	-	-	-	-	-	-	-	-	-	27.40	0.11	-	-	-	-	-	-	-	-	-	-	-	-	-	-	-		
15 Libertyville Police Department	100	406.80	6.50	-	-	-	-	-	-	-	-	-	-	-	-	681.00	2.26	-	-	-	-	171.40	0.72	-	-	-	-	-		
16 Lincolnshire Police Department	210	-	-	-	-	-	-	-	-	-	-	-	-	-	-	-	-	-	-	-	-	134.80	0.56	-	-	-	-	-		
17 Lindenhurst Police Department	135	-	-	-	-	-	-	-	-	-	-	-	-	-	-	-	-	143.00	0.46	-	-	-	-	-	-	-	-	-		
18 Mundelein Police Department	225	-	-	-	-	-	-	-	-	396.60	1.90	-	-	399.40	1.36	-	-	-	-	-	-	-	-	-	-	-	-	-		
19 North Chicago Police Department*pending	-	-	-	-	-	-	-	-	-	-	-	-	-	1.80	0.01	-	-	-	-	-	-	-	-	-	-	-	-	-		
20 Round Lake Beach Police Department	300	-	-	-	-	-	-	221.80	0.95	-	-	-	-	-	-	-	-	-	-	167.20	0.80	-	-	-	-	-	-	-		
21 Round Lake Park Police Department	100	-	-	-	-	-	-	-	-	-	-	-	-	-	-	-	-	54.00	0.17	-	-	-	-	-	-	-	-	-		
22 Round Lake Police Department	2	-	-	-	-	-	-	-	-	-	-	-	-	-	-	-	-	-	-	-	-	-	-	-	-	-	-	-		
23 Vernon Hills Police Department	230	193.20	3.10	-	-	-	-	-	-	-	-	-	-	-	-	-	-	306.00	0.99	-	-	-	-	-	-	-	-	-	-	
24 Wauconda Police Department	Other Method	-	-	-	-	-	-	-	-	-	-	-	-	-	-	-	-	-	-	-	-	-	-	-	-	-	-	-	-	
25 Waukegan Police Department	75	-	-	-	-	-	-	-	-	-	-	-	-	-	-	-	-	73.00	0.24	-	-	-	-	-	-	-	-	-	-	
26 Winthrop Harbor Police Department	75	-	-	-	-	-	-	-	-	-	-	31.60	0.13	-	-	-	-	-	-	-	-	-	-	-	-	-	-	-	-	
27 Zion Police Department	60	-	-	-	-	263.20	1.40	-	-	-	-	-	-	-	-	-	-	-	-	-	-	-	-	-	-	-	-	-	-	
Total Pounds		600.00	9.60	897.50	7.50	538.60	3.00	710.00	3.00	787.60	3.60	728.80	3.00	1173.80	4.00	1384.80	4.60	1239.00	4.00	1124.40	5.40	361.20	1.73	-	-	-	-	-	-	-
																								None Scheduled						

Estimated Street Value Per Event

\$65,887

\$51,475

\$60,225

\$55,100

\$53,025

\$52,725

\$61,150

\$72,175

\$77,400

\$97,375

\$59,325

** Non-SWALCO Member

I – 3. 3rd Quarter 2015 Recycling and Per Ton Payment Report

BACKGROUND: Attached are the reported tabulations of residential recyclables and waste for the 3rd quarter of 2015. Tonnage totals are reported by quarter for the calendar year. The information is provided by refuse hauling companies servicing residential customers in Lake County.

The 2013 and 2014 tonnage figures are listed for comparison purposes. The first nine months of 2015 illustrate that 42,917 tons of recyclables were collected from Lake County communities. Compared to previous year's first nine month totals, Lake County communities have experienced a 4.3% decrease in recycling volume as compared to the same period of 2014 (44,828 tons). Waste generation rates declined by 1% during this same period. Overall, the volume of both waste and recycling collected during this period has declined by approximately 1.8% from the same period of 2014. This trend is illustrated in the attached Waste and Recycling Comparison table.

Market values, for all recyclable commodities remain at historical lows. Regrettably this trend will continue through to the end of the year, with little optimism for them to strengthen in the first quarter of 2016. Due to the stagnant markets, Agency Member Per Ton Payments remained at zero for the three months of the third quarter.

ENCLOSED DOCUMENTS: Municipal Summary Table – 3rd Quarter 2015 Recycling Summary; Municipal Summary Table – 3rd Quarter 2015 Waste Disposal Summary; Waste and Recycling Comparison Table January - September 2013 - 2015; SWALCO Members Per Ton Payment Summary 3rd Qtr. 2015; Quarterly Single Stream Value Calculation for SWALCO Contract Rebate Q3 2015

STAFF: Peter Adrian, Recycling Coordinator.

Solid Waste Agency of Lake County
Municipal Recycling Summary
3rd Quarter 2015
(as reported by haulers)

MUNICIPALITY	SERVICE PROVIDER	Jul 2015	Aug 2015	Sep 2015	3rd Qtr 2015 TOTAL	2nd Qtr 2015 TOTAL	1st Qtr 2015 TOTAL	1st - 3rd Qtr 2015 TOTAL	1st - 3rd Qtr 2014 TOTAL	1st - 3rd Qtr 2013 TOTAL
ANTIOCH*	Waste Management, Inc. Antioch	93.40	86.80	85.20	265.40	295.40	248.80	810	956	959
BANNOCKBURN*	Lakeshore Recycling Systems	7.94	11.22	10.50	29.66	29.44	20.75	80	57	36
BEACH PARK*	Advanced Disposal Services. Waukegan	102.24	78.13	80.81	261.18	212.92	174.05	648	335	42
BEACH PARK	Waste Management, Inc. Antioch								12	21
BEACH PARK	Groot Industries								164	295
BEACH PARK*	TOTAL	102.24	78.13	80.81	261.18	212.92	174.05	648	511	358
DEERFIELD*	Waste Management, Inc. Wheeling	204.09	183.37	232.70	620.16	624.00	552.17	1,796	1,978	1,952
DEER PARK*	Groot Industries	27.52	26.86	32.80	87.18	119.34	109.60	316	359	367
FOX LAKE*	Waste Management, Inc. Antioch	77.50	67.90	67.70	213.10	207.30	134.70	555	646	639
GRAYSLAKE*	Waste Management, Inc. Antioch	162.50	153.40	164.80	480.70	490.20	466.40	1,437	1,724	1,741
GRAYSLAKE Drop-Off	Waste Management, Inc. Antioch	8.10	6.52	6.17	20.79	18.30	12.80	52	55	50
GRAYSLAKE*	TOTAL	170.60	159.92	170.97	501.49	508.50	479.20	1,489	1,779	1,791
GREEN OAKS*	Groot Industries	47.23	44.62	45.84	137.69	98.67	110.82	347	438	453
GURNEE*	Waste Management, Inc. Antioch	214.30	204.60	209.10	628.00	659.30	579.70	1,867	2,218	2,259
HAINESVILLE*	Advanced Disposal Services. Waukegan	26.46	21.68	28.32	76.46	71.01	61.54	209	226	195
HAWTHORN WOODS*	Waste Management, Inc. Wheeling	111.69	94.09	103.58	309.36	327.79	286.57	924	953	969
HIGHLAND PARK*	Advanced Disposal Services. Northbrook	401.75	379.54	403.27	1,184.56	1,224.00	1,036.00	3,445	3,384	3,417
HIGHWOOD*	Advanced Disposal Services. Northbrook	44.27	39.36	45.03	128.66	89.00	89.35	307	276	284
ISLAND LAKE*	Waste Management, Inc. Antioch	76.70	67.30	71.30	215.30	221.30	215.30	652	757	761
KILDEER*	Waste Management, Inc. Wheeling	57.30	41.39	57.26	155.95	148.46	136.79	441	498	450
LAKE BARRINGTON*	Waste Management, Inc. Antioch	55.30	45.10	51.00	151.40	157.60	109.80	419	480	487
LAKE BLUFF*	Groot Industries	72.71	77.32	84.15	234.18	242.85	188.66	666	728	735
LAKE BLUFF Drop-Off	Groot Industries	6.64	6.02	5.53	18.19	17.75	14.88	51	45	53
LAKE BLUFF*	TOTAL	79.35	83.34	89.68	252.37	260.60	203.54	717	773	788
LAKE FOREST*	Municipal Collection	239.71	257.44	242.69	739.84	796.75	677.70	2,214	2,305	2,289
LAKE VILLA*	Waste Management, Inc. Antioch	51.10	42.80	49.30	143.20	162.90	115.60	422	487	394
LAKE ZURICH*	Waste Management, Inc. Wheeling	207.39	188.22	202.71	598.32	688.64	609.11	1,896	1,911	1,986
LIBERTYVILLE*	Groot Industries	201.22	179.46	195.81	576.49	605.55	511.59	1,694	1,837	1,794
LINCOLNSHIRE*	Waste Management, Inc. Wheeling	82.41	60.62	87.70	230.73	198.81	175.15	605	759	700
LINDENHURST*	Groot Industries	124.62	151.17	118.44	394.23	408.87	358.02	1,161	1,185	1,186
LONG GROVE*	Waste Management, Inc. Wheeling	90.51	94.44	81.53	266.48	304.21	251.30	822	873	742
MUNDELEIN*	Groot Industries	267.69	226.87	246.74	741.30	756.53	644.03	2,142	2,253	2,246
NORTH BARRINGTON	Waste Management, Inc. Antioch	42.10	33.80		75.90	108.50	103.80	288	379	378
NORTH BARRINGTON*	Praireland Disposal & Recycling Services			31.83	31.83			32		
NORTH BARRINGTON*	TOTAL	42.10	33.80	31.83	107.73	108.50	103.80	320	379	378
NORTH CHICAGO*	Advanced Disposal Services. Waukegan	44.52	17.56	26.88	88.96	122.01	79.93	291	523	595
GLNTC Housing*	Advanced Disposal Services. Waukegan	39.94	24.65	24.10	88.69	99.51	99.16	287	308	108
GLNTC Housing	Waste Management, Inc. Antioch									84
GLNTC Housing*	TOTAL	39.94	24.65	24.10	88.69	99.51	99.16	287	308	192
PARK CITY*	Groot Industries	9.68	10.93	8.66	29.27	28.19	24.88	82	84	83
PORT BARRINGTON*	Waste Management, Inc. Antioch	9.80	7.70		17.50	29.00	23.60	70	98	95
PORT BARRINGTON*	Praireland Disposal & Recycling Services			22.38	22.38			22		
PORT BARRINGTON*	TOTAL	9.80	7.70	22.38	39.88	29.00	23.60	92	98	95
RIVERWOODS*	Lakeshore Recycling Systems	53.04	49.73	58.92	161.69	160.17	122.75	445	407	297
ROUND LAKE*	Waste Management, Inc. Antioch	117.90	110.20	123.30	351.40	381.90	344.00	1,077	1,258	1,259
ROUND LAKE BEACH*	Waste Management, Inc. Antioch	183.20	160.40	163.00	506.60	531.10	461.30	1,499	1,753	1,804
ROUND LAKE HEIGHTS*	Groot Industries	20.17	15.43	15.81	51.41	50.65	44.54	147	177	181
ROUND LAKE PARK*	Advanced Disposal Services. Waukegan									25
ROUND LAKE PARK*	Groot Industries	41.72	29.81	37.19	108.72	100.67	74.81	284	266	248
ROUND LAKE PARK*	Waste Management, Inc. Antioch	21.80	18.40	21.30	61.50	67.50	73.60	203	247	210
ROUND LAKE PARK*	TOTAL	63.52	48.21	58.49	170.22	168.17	148.41	487	513	483
THIRD LAKE*	Waste Management, Inc. Antioch	9.80	7.60	9.40	26.80	26.60	27.50	81	96	98
TOWER LAKES*	Waste Management, Inc. Antioch	9.80	8.90		18.70	27.10	27.00	73	97	99
TOWER LAKES*	Praireland Disposal & Recycling Services			9.22	9.22			9		
TOWER LAKES*	TOTAL	9.80	8.90	9.22	27.92	27.10	27.00	82	97	99
VERNON HILLS*	Advanced Disposal Services. Waukegan	163.22	191.73	193.82	548.77	581.79	502.18	1,633	1,550	1,598
VOLO*	Groot Industries	36.20	45.51	34.47	116.18	116.39	97.82	330	292	
WADSWORTH*	Groot Industries	29.14	22.98	25.59	77.71	61.42	56.21	195	244	273
WADSWORTH*	Waste Management, Inc. Antioch	0.70	0.70	0.70	2.10	2.20	2.00	6	7	
WADSWORTH*	Praireland Disposal & Recycling Services							0	3	
WADSWORTH*	Lakes Disposal	2.90	2.90	2.90	8.70	8.50	6.90	24	21	
WADSWORTH*	Advanced Disposal Services. Waukegan	6.24	5.98	6.10	18.32	11.87	9.59	40	24	
WADSWORTH*	TOTAL	38.98	32.56	35.29	106.83	83.99	74.70	266	299	273
WAUCONDA*	Waste Management, Inc. Antioch	85.10	76.60	85.70	247.40	254.00	215.70	717	833	817
WAUKEGAN*	Advanced Disposal Services. Waukegan	434.80	415.69	428.59	1,279.08	1,203.19	951.15	3,433	2,771	1,812
WINTHROP HARBOR*	Groot Industries	59.73	46.31	47.44	153.48	153.54	138.56	446	459	450
ZION*	Advanced Disposal Services. Waukegan	119.70	127.22	133.20	380.12	369.97	305.09	1,055	853	595
LAKE COUNTY	Groot Industries	251.18	213.28	248.94	713.40	519.36	447.08	1,680	1,369	1,487
LAKE COUNTY	Advanced Disposal Services. Waukegan	12.63	13.02	14.37	40.02	27.05	16.49	84	74	
LAKE COUNTY	Lakeshore Recycling Systems	5.77	6.02	7.30	19.09			19		
LAKE COUNTY	Waste Management, Inc. Antioch	234.10	215.10	225.40	674.60	680.10	630.10	1,985	2,318	2,422
LAKE COUNTY	Waste Management, Inc. Wheeling	48.48	41.16	41.50	131.14	142.37	129.03	403	418	446
LAKE COUNTY	TOTAL	552.16	488.58	537.51	1,578.25	1,368.88	1,222.70	4,170	4,179	4,355
TOTALS		5,155.65	4,755.55	5,057.99	14,969.19	15,041.54	12,905.95	42,917	44,828	42,966


*Municipalities Utilizing Recycling Carts

Solid Waste Agency of Lake County
Municipal Waste Disposal Summary
3rd Quarter 2015
(as reported by haulers)

MUNICIPALITY	SERVICE PROVIDER	Jul 2015	Aug 2015	Sep 2015	3rd Qtr 2015 TOTAL	2nd Qtr 2015 TOTAL	1st Qtr 2015 TOTAL	1st - 3rd Qtr 2015 TOTAL	1st - 3rd Qtr 2014 TOTAL	1st - 3rd Qtr 2013 TOTAL
ANTIOCH*	Waste Management, Inc. Antioch	278.60	272.50	274.60	825.70	710.00	592.50	2,128	2,417	2,372
BANNOCKBURN*	Lakeshore Recycling Systems	26.57	22.59	20.76	69.92	103.48	71.46	245	301	184
BEACH PARK*	Advanced Disposal Services. Waukegan	464.25	341.01	351.08	1,156.34	1,133.73	917.40	3,207	1,394	1,726
BEACH PARK	Waste Management, Inc. Antioch								107	245
BEACH PARK	Groot Industries								799	1,561
BEACH PARK*	TOTAL	464.25	341.01	351.08	1,156.34	1,133.73	917.40	3,207	2,300	3,532
DEERFIELD*	Waste Management, Inc. Wheeling	464.64	405.32	502.65	1,372.61	1,327.37	1,059.73	3,760	3,891	3,851
DEER PARK*	Groot Industries	94.70	96.07	120.46	311.23	309.36	250.30	871	868	860
FOX LAKE*	Waste Management, Inc. Antioch	190.10	191.30	178.50	559.90	509.30	372.80	1,442	1,296	1,527
GRAYSLAKE*	Waste Management, Inc. Antioch	430.10	395.20	380.00	1,205.30	1,150.30	1,028.50	3,384	3,690	3,714
GRAYSLAKE Drop-Off	Waste Management, Inc. Antioch	0.00	0.00	0.00	0.00	0.00	0.00	0	0	0
GRAYSLAKE*	TOTAL	430.10	395.20	380.00	1,205.30	1,150.30	1,028.50	3,384	3,690	3,714
GREEN OAKS*	Groot Industries	116.14	109.86	104.03	330.03	292.37	252.75	875	1,200	1,229
GURNEE*	Waste Management, Inc. Antioch	542.00	516.00	495.00	1,553.00	1,471.10	1,252.00	4,276	4,781	4,996
HAINESVILLE*	Advanced Disposal Services. Waukegan	86.89	72.45	88.03	247.37	208.13	175.13	631	564	528
HAWTHORN WOODS*	Waste Management, Inc. Wheeling	280.16	226.45	229.81	736.42	719.92	603.72	2,060	2,034	1,933
HIGHLAND PARK*	Advanced Disposal Services. Northbrook	591.18	554.08	577.78	1,723.04	2,184.00	1,482.00	5,389	4,797	4,952
HIGHWOOD*	Advanced Disposal Services. Northbrook	103.68	74.88	103.47	282.03	282.00	274.05	838	832	899
ISLAND LAKE*	Waste Management, Inc. Antioch	190.70	180.70	217.40	588.80	512.00	469.50	1,570	1,650	1,590
KILDEER*	Waste Management, Inc. Wheeling	130.34	110.35	130.83	371.52	344.57	282.24	998	1,086	1,065
LAKE BARRINGTON*	Waste Management, Inc. Antioch	117.00	112.80	108.80	338.60	341.90	273.10	954	1,046	990
LAKE BLUFF*	Groot Industries	109.42	126.68	126.72	362.82	387.51	317.58	1,068	1,034	1,068
LAKE BLUFF Drop-Off	Groot Industries	16.48	14.79	22.27	53.54	57.20	35.56	146	160	147
LAKE BLUFF*	TOTAL	125.90	141.47	148.99	416.36	444.71	353.14	1,214	1,194	1,215
LAKE FOREST*	Municipal Collection	587.01	591.47	611.78	1,790.26	1,789.69	1,450.57	5,031	4,921	4,910
LAKE VILLA*	Waste Management, Inc. Antioch	119.00	97.60	113.80	330.40	274.80	185.20	790	855	726
LAKE ZURICH*	Waste Management, Inc. Wheeling	578.74	484.85	506.81	1,570.40	1,644.64	1,169.41	4,384	4,448	4,406
LIBERTYVILLE*	Groot Industries	419.60	386.53	405.62	1,211.75	1,194.39	992.23	3,398	4,239	4,177
LINCOLNSHIRE*	Waste Management, Inc. Wheeling	220.29	176.00	205.09	601.38	560.48	432.22	1,594	1,609	1,770
LINDENHURST*	Groot Industries	398.54	467.21	372.12	1,237.87	1,279.72	1,010.66	3,528	3,580	3,514
LONG GROVE*	Waste Management, Inc. Wheeling	296.94	283.67	257.10	837.71	842.58	690.56	2,371	2,404	2,337
MUNDELEIN*	Groot Industries	797.67	652.85	731.44	2,181.96	2,279.27	1,699.69	6,161	6,019	5,919
NORTH BARRINGTON	Waste Management, Inc. Antioch	138.60	135.50		274.10	348.50	288.10	911	1,130	1,348
NORTH BARRINGTON*	Praireland Disposal & Recycling Services			93.56	93.56			94		
NORTH BARRINGTON*	TOTAL	138.60	135.50	93.56	367.66	348.50	288.10	1,004	1,130	1,348
NORTH CHICAGO*	Advanced Disposal Services. Waukegan	405.51	333.65	383.59	1,122.75	1,159.07	993.12	3,275	3,400	3,263
GLNTC Housing*	Advanced Disposal Services. Waukegan	70.80	50.05	64.31	185.16	201.42	188.63	575	718	
GLNTC Housing	Waste Management, Inc. Antioch									663
GLNTC Housing*	TOTAL	70.80	50.05	64.31	185.16	201.42	188.63	575	718	663
PARK CITY*	Groot Industries	29.10	40.74	24.02	93.86	103.75	77.03	275	283	273
PORT BARRINGTON*	Waste Management, Inc. Antioch	39.20	38.50		77.70	120.90	64.30	263	328	327
PORT BARRINGTON*	Praireland Disposal & Recycling Services			65.01	65.01			65		
PORT BARRINGTON*	TOTAL	39.20	38.50	65.01	142.71	120.90	64.30	328	328	327
RIVERWOODS*	Lakeshore Recycling Systems	141.71	114.97	134.78	391.46	432.63	309.68	1,134	1,089	959
ROUND LAKE*	Waste Management, Inc. Antioch	422.00	388.70	383.10	1,193.80	1,203.20	1,053.80	3,451	3,781	3,695
ROUND LAKE BEACH*	Waste Management, Inc. Antioch	591.50	591.20	596.10	1,778.80	1,785.70	1,442.80	5,007	5,478	5,601
ROUND LAKE HEIGHTS*	Groot Industries	83.59	65.13	65.16	213.88	216.24	179.60	610	655	664
ROUND LAKE PARK*	Advanced Disposal Services. Waukegan									63
ROUND LAKE PARK*	Groot Industries	152.09	116.33	148.17	416.59	427.86	278.98	1,123	1,045	954
ROUND LAKE PARK*	Waste Management, Inc. Antioch	63.90	53.00	61.20	178.10	203.40	149.90	531	570	382
ROUND LAKE PARK*	TOTAL	215.99	169.33	209.37	594.69	631.26	428.88	1,655	1,615	1,399
THIRD LAKE*	Waste Management, Inc. Antioch	51.60	38.30	44.50	134.40	140.60	88.00	363	388	402
TOWER LAKES*	Waste Management, Inc. Antioch	38.50	29.70		68.20	103.30	77.80	249	305	311
TOWER LAKES*	Praireland Disposal & Recycling Services			17.90	17.90			18		
TOWER LAKES*	TOTAL	38.50	29.70	17.90	86.10	103.30	77.80	267	305	311
VERNON HILLS*	Advanced Disposal Services. Waukegan	527.23	563.12	593.17	1,683.52	1,688.60	1,394.42	4,767	4,615	4,387
VOLO*	Groot Industries	111.11	136.50	104.05	351.66	352.24	292.71	997	895	
WADSWORTH*	Groot Industries	92.96	75.01	82.45	250.42	216.64	192.01	659	902	1,397
WADSWORTH*	Waste Management, Inc. Antioch	2.30	2.30	2.20	6.80	6.00	5.90	19	15	
WADSWORTH*	Praireland Disposal & Recycling Services							0	9	
WADSWORTH*	Lakes Disposal	7.00	7.00	7.00	21.00	0.00	20.50	42	55	
WADSWORTH*	Advanced Disposal Services. Waukegan	32.60	24.12	22.40	79.12	99.62	73.58	252	203	
WADSWORTH*	TOTAL	134.86	108.43	114.05	357.34	322.26	291.99	972	1,184	1,397
WAUCONDA*	Waste Management, Inc. Antioch	293.80	246.80	196.60	737.20	784.70	567.60	2,090	2,447	2,354
WAUKEGAN*	Advanced Disposal Services. Waukegan	2,213.99	1,889.82	1,935.86	6,039.67	5,859.72	4,361.47	16,261	15,783	16,580
WINTHROP HARBOR*	Groot Industries	196.23	152.84	157.89	506.96	503.77	412.41	1,423	1,649	1,740
ZION*	Advanced Disposal Services. Waukegan	734.76	634.44	816.84	2,186.04	1,843.85	1,413.26	5,443	5,478	5,161
LAKE COUNTY	Groot Industries	1,363.32	1,119.59	1,256.28	3,739.19	2,151.48	1,682.39	7,573	5,970	6,323
LAKE COUNTY	Advanced Disposal Services. Waukegan	102.76	114.71	126.35	343.82	206.66	137.73	688	870	
LAKE COUNTY	Lakeshore Recycling Systems	20.19	16.08	18.23	54.50			55		
LAKE COUNTY	Waste Management, Inc. Antioch	1,523.80	1,284.00	1,249.60	4,057.40	4,133.50	3,473.00	11,664	12,257	12,745
LAKE COUNTY	Waste Management, Inc. Wheeling	150.92	113.91	118.82	383.65	400.96	312.96	1,098	1,103	992
LAKE COUNTY	TOTAL	3,160.99	2,648.29	2,769.28	8,578.56	6,892.60	5,606.08	21,077	20,200	20,600
TOTALS		17,251.81	15,339.22	16,005.09	48,596.12	46,604.02	36,872.54	132,073	133,443	133,780

*Municipalities Utilizing Recycling Carts

Lake County Residential Waste & Recycling Comparison January - September 2013 - 2015



SWALCO PER TON PAYMENT SUMMARY
3rd QUARTER 2015
(as reported by haulers)

Participating Members & Townships	3rd Qtr. 2015 TONS			Total Tons Collected	Total Per Ton Payment	Payment With County and SWALCO Portion
	Jul	Aug	Sep			
ANTIOCH*	93.40	86.80	85.20	265.40	\$ -	\$ -
BANNOCKBURN*	7.94	11.22	10.50	29.66	\$ -	\$ -
BEACH PARK*	102.24	78.13	80.81	261.18	\$ -	\$ -
DEERFIELD*	204.09	183.37	232.70	620.16	\$ -	\$ -
ELA TOWNSHIP*	48.48	41.16	41.50	131.14	\$ -	\$ -
FOX LAKE*	77.50	67.90	67.70	213.10	\$ -	\$ -
GRAYSLAKE*	170.60	159.92	170.97	501.49	\$ -	\$ -
GREEN OAKS*	47.23	44.62	45.84	137.69	\$ -	\$ -
GURNEE*	214.30	204.60	209.10	628.00	\$ -	\$ -
HAINESVILLE*	26.46	21.68	28.32	76.46	\$ -	\$ -
HAWTHORN WOODS*	111.69	94.09	103.58	309.36	\$ -	\$ -
ISLAND LAKE*	76.70	67.30	71.30	215.30	\$ -	\$ -
KILDEER*	57.30	41.39	57.26	155.95	\$ -	\$ -
LAKE BARRINGTON	55.30	45.10	51.00	151.40	\$ -	\$ -
LAKE BLUFF*	79.35	83.34	89.68	252.37	\$ -	\$ -
LAKE COUNTY					\$ -	\$ -
LAKE VILLA*	51.10	42.80	49.30	143.20	\$ -	\$ -
LAKE ZURICH*	207.39	188.22	202.71	598.32	\$ -	\$ -
LIBERTYVILLE*	201.22	179.46	195.81	576.49	\$ -	\$ -
LINCOLNSHIRE*	82.41	60.62	87.70	230.73	\$ -	\$ -
LINDENHURST*	124.62	151.17	118.44	394.23	\$ -	\$ -
LONG GROVE	90.51	94.44	81.53	266.48	\$ -	\$ -
MUNDELEIN*	267.69	226.87	246.74	741.30	\$ -	\$ -
NORTH BARRINGTON*	42.10	33.80	31.83	107.73	\$ -	\$ -
PARK CITY*	9.68	10.93	8.66	29.27	\$ -	\$ -
PORT BARRINGTON*	9.80	7.70	22.38	39.88	\$ -	\$ -
RIVERWOODS*	53.04	49.73	58.92	161.69	\$ -	\$ -
ROUND LAKE*	117.90	110.20	123.30	351.40	\$ -	\$ -
ROUND LAKE BEACH*	183.20	160.40	163.00	506.60	\$ -	\$ -
ROUND LAKE HEIGHTS*	20.17	15.43	15.81	51.41	\$ -	\$ -
ROUND LAKE PARK*	63.52	48.21	58.49	170.22	\$ -	\$ -
THIRD LAKE*	9.80	7.60	9.40	26.80	\$ -	\$ -
TOWER LAKES	9.80	8.90	9.22	27.92	\$ -	\$ -
VERNON HILLS*	163.22	191.73	193.82	548.77	\$ -	\$ -
WADSWORTH	38.98	32.56	35.29	106.83	\$ -	\$ -
WARREN TOWNSHIP*	113.90	107.60	110.50	332.00	\$ -	\$ -
WAUKEGAN*	434.80	415.69	428.59	1,279.08	\$ -	\$ -
WAUCONDA*	85.10	76.60	85.70	247.40	\$ -	\$ -
WINTHROP HARBOR*	59.73	46.31	47.44	153.48	\$ -	\$ -
No SWALCO credit	\$0.00	\$0.00	\$0.00			\$0.00
TOTAL	3,812.26	3,497.59	3,730.04	11,039.89	\$ -	\$ -

\$0.00 - 25% (\$0.00) = \$0.00 (\$1,252.25 balance due to County for O&M on 1,306 homes)

Paid from Ela Township (\$0.00) & Warren Township (\$0.00) for O&M to County

\$0.00 - 25% (\$0.00) = \$0.00 (\$5,346.72 balance due to County for O&M on 5,486 homes)

Blended Index Value	Per Ton Payment
July 2015	\$59.35
August 2015	\$58.07
September 2015	\$52.03

Lake County MRF, BU 01800

Quarterly Single Stream Value Calculation for the SWALCO Contract Rebate

Q3 2015

Commodity/Material	Source	%	Actual July Per Ton \$	July Value	Actual August Per Ton \$	August Value	Actual September Per Ton \$	September Value
ONP #8	OBM Chicago HS	36.64%	\$ 50.00	\$ 18.32	\$ 50.00	\$ 18.32	\$ 50.00	\$ 18.32
OCC #11	OBM Chicago HS	10.29%	\$ 75.00	\$ 7.72	\$ 80.00	\$ 8.23	\$ 80.00	\$ 8.23
Mixed Paper #2	OBM Chicago HS	12.91%	\$ 45.00	\$ 5.81	\$ 45.00	\$ 5.81	\$ 45.00	\$ 5.81
Three-Mix Glass	Actual	19.59%	\$ (19.22)	\$ (3.77)	\$ (24.84)	\$ (4.87)	\$ (25.73)	\$ (5.04)
Tin	Waste News HS	1.67%	\$ 100.00	\$ 1.67	\$ 100.00	\$ 1.67	\$ 100.00	\$ 1.67
Aluminum	Waste News HS	1.14%	\$ 1,160.00	\$ 13.22	\$ 1,160.00	\$ 13.22	\$ 1,100.00	\$ 12.54
PET	Waste News HS	3.14%	\$ 280.00	\$ 8.79	\$ 290.00	\$ 9.11	\$ 260.00	\$ 8.16
HDPE Natural	Waste News HS	1.16%	\$ 740.00	\$ 8.58	\$ 750.00	\$ 8.70	\$ 500.00	\$ 5.80
HDPE Colored	Waste News HS	0.96%	\$ 520.00	\$ 4.99	\$ 400.00	\$ 3.84	\$ 320.00	\$ 3.07
Tubs & Lids	Fixed	0.14%	\$ 50.00	\$ 0.07	\$ 50.00	\$ 0.07	\$ 50.00	\$ 0.07
Large Rigid Plastic	Fixed	0.39%	\$ 50.00	\$ 0.20	\$ 50.00	\$ 0.20	\$ 50.00	\$ 0.20
Mixed Plastic Film	Actual	0.34%	\$ (52.32)	\$ (0.18)	\$ (52.08)	\$ (0.18)	\$ (56.86)	\$ (0.19)
Residue	Actual	11.63%	\$ (52.32)	\$ (6.08)	\$ (52.08)	\$ (6.06)	\$ (56.86)	\$ (6.61)
Total		100.00%		\$ 59.35		\$ 58.07		\$ 52.03
The monthly rebate per ton is ----->				\$ -				
Directed SWALCO tons for month ----->				3,812.26				
Monthly per ton credit due to SWALCO members ----->				\$ -				
\$1.00 per ton education credit due to SWALCO ----->				\$ -				
Total monthly rebate due to SWALCO and members ----->				\$ -				

If the Stream Value is ...

at least ...	\$ -	but no more than ...	\$ 64.99	then the rebate per ton is ...	\$ -
at least ...	\$ 65.00	but no more than ...	\$ 69.99	then the rebate per ton is ...	\$ 4.50
at least ...	\$ 70.00	but no more than ...	\$ 74.99	then the rebate per ton is ...	\$ 7.00
at least ...	\$ 75.00	but no more than ...	\$ 79.99	then the rebate per ton is ...	\$ 7.50
at least ...	\$ 80.00	but no more than ...	\$ 84.99	then the rebate per ton is ...	\$ 8.00
at least ...	\$ 85.00	but no more than ...	\$ 89.99	then the rebate per ton is ...	\$ 8.50
at least ...	\$ 90.00	but no more than ...	\$ 94.99	then the rebate per ton is ...	\$ 12.00
at least ...	\$ 95.00	but no more than ...	\$ 99.99	then the rebate per ton is ...	\$ 15.50
at least ...	\$ 100.00	but no more than ...	\$ 104.99	then the rebate per ton is ...	\$ 19.00
at least ...	\$ 105.00	but no more than ...	\$ 109.99	then the rebate per ton is ...	\$ 22.00
at least ...	\$ 110.00	but no more than ...	\$ 114.99	then the rebate per ton is ...	\$ 25.00
at least ...	\$ 115.00	but no more than ...	\$ 119.99	then the rebate per ton is ...	\$ 28.00
at least ...	\$ 120.00	but no more than ...	\$ 124.99	then the rebate per ton is ...	\$ 31.00

I – 4. Project and Program Updates

BACKGROUND: The following are updates on several projects and programs we are currently working on:

1. Walter Willis has met several times with Grayslake and WMI to discuss adding food scrap collection to Grayslake residential program beginning in April 2016. This effort will be similar to what SWALCO hopes many of its members will consider doing next spring to expand food scrap collection options. The January 21, 2016 BOD meeting will have a specific focus on food scrap programs and we will hear from members who have added it already, and from the haulers and compost site active in the programs. The hope is to expand the programs for food scraps to include 8 month programs, year round programs and drop off facilities throughout Lake County.
2. The IL Food Scrap Coalition, which SWALCO is a founding member of, has recently incorporated at a non-profit with the IL Secretary of State, and SWALCO will be granted a seat on the first board of directors. The first meeting of the board will be in January 2016. The IFSC has over 150 members, and for the first time will be asking for membership fees to help run the organization, which is dedicated to expanding food scrap collection and composting in IL. SWALCO did budget \$150 for annual dues for the IFSC.
3. SWALCO staff has been contacted by Vintage Tech about the possibility of it not being able to stay on as our electronics recycler in 2016 due to its inability (to date) to obtain contracts from the electronics manufacturers. Staff is now reaching out to other recyclers and is getting a similar response as last year at this time, “they are still negotiating contract with the manufacturers”. We do hold a 6 month notice of termination in our contract with Vintage Tech and will need to discuss if we intend to hold them to this or some other time frame. Vintage Tech did notify us on November 17, 2015 of its intent to terminate, but also is reviewing the terms of the contract.
4. In 2016 SWALCO will celebrate its 25th anniversary, and staff is interested in recognizing that milestone at one of our regular BOD meetings, and would like to discuss more details with the EC.
5. Walter spoke at the 2015 PSI National Forum in Boston on December 9th on his experience working on EPR laws in IL. Walter is an honorary board member of PSI. Walter will also be attending a meeting in Dallas on February 2 and 3 as part of the Technical Advisory Committee he was appointed to by R2, one of the electronics recycling certifying bodies. His costs for that trip will be reimbursed by R2.

ENCLOSED DOCUMENTS: None

STAFF: Walter Willis, Executive Director