

SOLID WASTE AGENCY OF LAKE COUNTY, IL

MEMORANDUM

To: Michael Talbett, Chairman, Executive Committee
From: Walter S. Willis, Executive Director *WSW*
Subject: March 2017 Meeting Notice Information
Date: March 10, 2017

Attached you will find the agenda for this month's meeting, the minutes from the December 2016 meeting, and the referenced consent, action and information items.

Please let Amy Bartemio know if you will be attending and what your lunch order is and hope to see you on March 16th at noon.

SOLID WASTE AGENCY OF LAKE COUNTY, IL
EXECUTIVE COMMITTEE
Thursday, March 16, 2017 12:00 pm
1311 N. Estes Street Gurnee, IL 60031

1. CALL TO ORDER..... Chairman Talbett
2. ROLL CALL Secretary
3. APPROVAL OF MINUTES
December 15, 2016
4. NEW AGENDA ITEMS
5. PUBLIC COMMENT ON AGENDA ITEMS
6. EXECUTIVE COMMITTEE ITEMS Chairman Talbett

Consent Item

1. Expenditure Reports (*December 2016 & January 2017*)

Action Items

1. Insurance Renewals (GL, Pollution, Automotive & Commercial Property)
2. Veolia HCW Contract Extension
3. IEPA HCW Agreement Renewal (Excluded from packet - E.F.P)

Information Items

1. Tire Recycling Event – June 2017
2. 2016 4th Qtr. Recycling & Per Ton Payment
3. Executive Committee Position Openings in 2017
4. Project and Program Updates

7. EXECUTIVE SESSION
8. ADJOURNMENT






		SWALCO EXECUTIVE BOARD VOTING RECORD/12.15.16							
REPRESENTATIVE		<i>Expenses Oct & Nov 2016</i>		<i>Revised Contract - Lobbyist Strategic (Full BOD in Jan)</i>		<i>Epaint Contract (Full BOD in Jan)</i>			
Attendance		A	N	A	N	A	N	A	N
MIKE ELLIS	<i>AD</i>	—		—		—			
PATRICK MUETZ	✓	✓		✓		✓			
JOHN NORRIS	✓	✓		✓		✓			
BUD ROTHING	✓	✓		✓		✓			
LINDA SOTO	✓	✓		✓		✓			
MICHAEL TALBETT	✓	✓		✓		✓			
JOHN WAGENER	<i>AD</i>	—		—		—			
NIMROD WARDA	<i>?</i>	—		—		—			


(5) (5) (5) (5)
 Quorum

SOLID WASTE AGENCY OF LAKE COUNTY (SWALCO) EXECUTIVE COMMITTEE

SIGN IN SHEET

December 15, 2016

COMMUNITY	REPRESENTATIVE	TITLE
ELLIS		VILLAGE MANAGER
MUETZ		VILLAGE ADMINISTRATOR
NORRIS		MAYOR
ROTHING		VILLAGE PRESIDENT
SOTO		MAYOR
TALBETT		VILLAGE ADMINISTRATOR
WAGENER		TRUSTEE
WARDA	(NO SHOW)	SENIOR PLANNER
**TBD		LAKE COUNTY BOARD

RYBACK		SWALCO BOD CHAIRMAN
--------	--	---------------------

PUBLIC SIGN-IN SHEET

(Executive Committee Meeting)

Name

Address

Representing

none

Date: 12/15/16



SOLID WASTE AGENCY OF LAKE COUNTY, IL

MINUTES

SOLID WASTE AGENCY OF LAKE COUNTY, IL EXECUTIVE COMMITTEE

Thursday, December 15, 2016 12:00 am
1311 N. ESTES STREET, GURNEE, IL 60031

CALL TO ORDER

Chairman Talbett called the meeting to order at 12:02 am with 5 members present.

APPROVAL OF MINUTES

Motion by *John Norris* seconded by *Pat Muetz* to approve the Executive meeting minutes of 10.05.16

Motion by *John Norris* seconded by *Linda Soto* to approve the Legislative meeting minutes of 10.05.16

Motion was unanimously approved.

NEW AGENDA ITEMS

PUBLIC COMMENT - *None*

EXECUTIVE COMMITTEE ITEMS - *None*

CONSENT ITEM

Expenditure Reports (October & November 2016).

Motion by *Michael Talbett*, seconded by *Frank Rothing*.

Motion was approved.

ACTION ITEMS

1. Proposed Contract with Strategic Advocacy Group

Walter Willis presented a revised proposed contract from Strategic Advocacy Group. Given that SWALCO had originally hired Kip Kolkmeier now retired, there was concern about whether to continue on with Mike Grady or not for the second year of the two year contract we entered into in 2015. A meeting with Mike Grady was held on October 26, 2016 with John Norris (Legislative Committee Chair), Michael Talbett and Glenn Ryback. After that meeting it was agreed that Mike Grady should be recommended to continue on as SWALCO's lobbyist for the second year of the contract. Strategic agreed to lower its fee for next year from \$37,750 to \$24,000.

Motion by *Linda Soto*, seconded by *Frank Rothing* to approve the contract with Strategic Advocacy Group for lobbying services from December 1, 2016 through November 30, 2017 and will be presented to full board in January 2017 for approval.

Motion was approved on a roll call vote of 5 to 0.

2. Proposed Agreement with Epaint Recycling Solutions

Walter Willis presented a proposed agreement from Epaint Recycling Solutions.

Epaint is agreeing to provide the labor and equipment to operate collection events, and SWALCO would work with its members to find the collection sites and help with marketing the event. The collection events would require residents to pay a fee for recycling the paint, costs would be \$1 for a quart, \$3 for a gallon and \$10 for a 5-gallon bucket; Epaint would share 25% of the cash proceeds with SWALCO.

Motion by *Frank Rothing*, seconded by *Pat Muetz* to approve a two-year agreement with Epaint Recycling Solutions to work jointly with SWALCO and its members to provide collection events for latex paint and will be presented to full board in January 2017 for approval.

Motion was approved on a roll call vote of 5 to 0.

INFORMATION ITEMS

1. Project and Program Updates – *Brief Updates Given by Walter Willis*

Walter Willis provided summaries and updates regarding several projects and programs we are currently working on:

- Legislative efforts continue for the electronics issue. A stakeholder negotiation meeting was held on November 15, 2016 and progress was made with an agreement at the end of the meeting to draft a bill. Walter Willis volunteered to write the bill and completed that task in early December. A draft has been sent to the manufacturers and the goal is to have a bill ready for the lame duck session on January 9 and 10, 2017. The bill would require that Lake County get 7 permanent collection sites (with local government sites given preference if we choose to operate them, if not the manufacturers are required to find the collection sites) and that collection sites could receive a grant from the IEPA (that SWALCO would administer) of 5 cents per pound collected. Assuming we collect 4 million pounds that would result in grant funding of \$200,000 the sites would share based on pounds received minus 10% for SWALCO's costs to administer the grant program.
- Pete Adrian and I met with WMRA again on November 11, 2016 to continue negotiations on amending the 2008 IPF Agreement. We have another meeting scheduled for January 5th and hope to resolve the outstanding issues and have an amendment ready for Board action at the January 19, 2017 BOD meeting.
- Negotiations continue with Groot regarding designating its Round Lake Park Transfer Station as a "SWALCO designated pollution control facility", a provision most members have in their franchise hauling contracts. Ultimately a host agreement is envisioned being entered into with Groot and the landfill Lake County's waste is taken to, the Winnebago Landfill owned and operated by Waste Connections (a publicly traded company). Approval of a host agreement would then make the transfer station and landfill "SWALCO designated" and would be listed in all future RFP's developed by the agency when assisting its members. The goal is to have the host agreement ready for the Board to take action on at the January 19, 2017 meeting.
- Staff is working with Wipeco/Chicago Textile Recycling to modify language in the amendment the Board approved at its October 20, 2016 meeting, per the request of Wipeco. This language should be ready for the Board to take action on at its January 19, 2017 meeting.
- Staff is in discussions with Vintage Tech (provided escrap services to the Agency this year through May) to enter into a contract with them for 2017 to provide electronics processing services. While we plan to keep ERI under contract and leave all existing sites with them, we are looking at opening new sites or holding one day events with the assistance of Vintage Tech. Having more than one vendor under contract also provides an additional safety net for the Agency in case something unexpected happens with a vendor.
- In cooperation with Seven Generations Ahead, and the IL Food Scrap Coalition, a forum was held at the College of Lake County on November 10th regarding food scrap collection (the ride along programs and year round programs) and compost site regulations. Over 50 people attended the forum showing the continued and growing interest in diverting food scraps from the landfill.
- U.S. Senator Dick Durbin attended the SWALCO pharmaceutical collection event on October 27, 2016. He was able to see the volume of material brought to us that day by local law enforcement, and actually helped destroy some of the controlled substances. It was an honor to have a U.S. Senator visit our site and show interest in the Lake County program. Senator Durbin has proposed legislation to help address the opioid issue and we look forward to continued dialogue with the Senator on a possible national collection program.

EXECUTIVE SESSION: None

NEXT EXECUTIVE COMMITTEE MEETING: Thursday February 16, 2017 - 12:00 p.m.

NEXT BOARD MEETING: Thursday, January 19, 2017 - 7:00 p.m. Hainesville Village Hall, 100 N. Hainesville Road, Hainesville, IL 60030

ADJOURNMENT (12:55 p.m.): Motion by *John Norris*, seconded by *Frank Rothing* to adjourn.
Motion was approved.

Consent - 1. Expenditure Approval

ISSUE: Approve Expenditures

RECOMMENDATION: We recommend approval

TIMING: Routine

BACKGROUND: The Board of Directors authorized the Executive Director to pay expenditures under \$20,000. The Executive Director submits the monthly expenditures to the Board for approval.

The total for Administration \$61,389.60; Education \$0.00; Household Chemical Waste \$1,444.86; Recycling \$39.91 ***Total expenditures for December 2016 - \$62,874.37***

The total for Administration \$61,680.70; Education \$0.00; Household Chemical Waste \$2,663.74; Recycling \$24.00 ***Total expenditures for January 2017 - \$64,368.44***

ENCLOSED DOCUMENTS: Account Analysis Report

STAFF: Walter Willis, Executive Director
Amy Bartemio, Executive Office Manager

SWALCO - DECEMBER 2016 EXPENDITURE REPORT

SWALCO \- Solid Waste Prog-SWALCO Administration-Regular Salaries And Wages----				
Budget Amount:	367,278.000	Funds Available:	324,984.08	Beginning Balance for Period
				0.00
			Total Expenditures	42,293.92
			Ending Balance for Period	42,293.92

SWALCO \- Solid Waste Prog-SWALCO Administration-Part Time Salaries And Wages----				
Budget Amount:	50,643.00	Funds Available:	44,794.82	Beginning Balance for Period
				0.00
			Total Expenditures	5,848.18
			Ending Balance for Period	5,848.18

SWALCO \- Solid Waste Prog-SWALCO Administration-Special Pay----				
Budget Amount:	17,100.00	Funds Available:	15,223.86	Beginning Balance for Period
				0.00
			Total Expenditures	1,876.14
			Ending Balance for Period	1,876.14

SWALCO \- Solid Waste Prog-SWALCO Administration-Office Supplies----				
Budget Amount:	1,250.00	Funds Available:	1,197.13	Beginning Balance for Period
				0.00
			Total Expenditures	52.87
			Ending Balance for Period	52.87

SWALCO \- Solid Waste Prog-SWALCO Administration-Operational Supplies----				
Budget Amount:	500.04	Funds Available:	483.90	Beginning Balance for Period
				0.00
			Total Expenditures	16.14
			Ending Balance for Period	16.14

SWALCO \- Solid Waste Prog-SWALCO Administration-Dues & Subscriptions----				
Budget Amount:	6,500.00	Funds Available:	6,450.00	Beginning Balance for Period
				0.00
			Total Expenditures	50.00
			Ending Balance for Period	50.00

SWALCO \- Solid Waste Prog-SWALCO Administration-Electricity----				
Budget Amount:	14,000.00	Funds Available:	13,051.51	Beginning Balance for Period
				0.00
			Total Expenditures	948.49
			Ending Balance for Period	948.49

SWALCO \- Solid Waste Prog-SWALCO Administration-Telephone----				
Budget Amount:	6,000.00	Funds Available:	5,550.63	Beginning Balance for Period
				0.00
			Total Expenditures	449.37
			Ending Balance for Period	449.37

SWALCO \- Solid Waste Prog-SWALCO Administration-Office Equip Maintenance----			
Budget Amount:	1,200.00	Funds Available:	1,020.00
		Beginning Balance for Period	0.00
		Total Expenditures	180.00
		Ending Balance for Period	180.00

SWALCO \- Solid Waste Prog-SWALCO Administration-Equip Rental----			
Budget Amount:	3,700.00	Funds Available:	3,378.63
		Beginning Balance for Period	0.00
		Total Expenditures	321.37
		Ending Balance for Period	321.37

SWALCO \- Solid Waste Prog-SWALCO Administration-H/L/D Employee Benefits----			
Budget Amount:	75,706.95	Funds Available:	69,551.07
		Beginning Balance for Period	0.00
		Total Expenditures	6,155.88
		Ending Balance for Period	6,155.88

SWALCO \- Solid Waste Prog-SWALCO Administration-Retirement Benefits/FICA----			
Budget Amount:	31,971.03	Funds Available:	29,345.20
		Beginning Balance for Period	0.00
		Total Expenditures	2,625.83
		Ending Balance for Period	2,625.83

SWALCO \- Solid Waste Prog-SWALCO Administration-Retirement Benefits/IMRF----			
Budget Amount:	3,552.00	Funds Available:	3,150.59
		Beginning Balance for Period	0.00
		Total Expenditures	401.41
		Ending Balance for Period	401.41

SWALCO \- Solid Waste Prog-SWALCO Administration-Miscell Contractual Services----			
Budget Amount:	11,250.00	Funds Available:	11,080.00
		Beginning Balance for Period	0.00
		Total Expenditures	170.00
		Ending Balance for Period	170.00

SWALCO \- Solid Waste Prog-Household Hazard Waste-Operational Supplies----			
Budget Amount:	14,500.00	Funds Available:	7,113.09
		Beginning Balance for Period	0.00
		Total Expenditures	1,386.91
		Ending Balance for Period	1,386.91

SWALCO \- Solid Waste Prog-Household Hazard Waste---Consultants----					
Budget	152,300.00	Funds	152,242.05	Beginning Balance for Period	0.00
Amount:		Available:			
				Total Expenditures	57.95
				Ending Balance for Period	57.95

SWALCO \- Solid Waste Prog-Recycling--Miscellaneous Commodities----					
Budget	4,500.00	Funds	4,460.00	Beginning Balance for Period	0.00
Amount:		Available:			
				Total Expenditures	39.91
				Ending Balance for Period	39.91

TOTAL EXPENDITURES \$ 62,874.37

SWALCO - JANUARY 2017 EXPENDITURE REPORT

SWALCO \- Solid Waste Prog-SWALCO Administration-Regular Salaries And Wages----					
Budget	367,278.000	Funds	296,665.08	Beginning Balance for Period	42,293.92
Amount:		Available:			
				Total Expenditures	28,319.00
				Ending Balance for Period	70,612.92

SWALCO \- Solid Waste Prog-SWALCO Administration-Part Time Salaries And Wages----					
Budget	50,643.00	Funds	40,889.07	Beginning Balance for Period	5,848.18
Amount:		Available:			
				Total Expenditures	3,905.75
				Ending Balance for Period	9,753.93

SWALCO \- Solid Waste Prog-SWALCO Administration-Special Pay----					
Budget	17,100.00	Funds	13,973.10	Beginning Balance for Period	1,876.14
Amount:		Available:			
				Total Expenditures	1,250.76
				Ending Balance for Period	3,126.90

SWALCO \- Solid Waste Prog-SWALCO Administration-Food and Provisions----					
Budget Amount:	2,000.00	Funds Available:	1,849.20	Beginning Balance for Period	0.00
				Total Expenditures	150.80
				Ending Balance for Period	150.80

SWALCO \- Solid Waste Prog-SWALCO Administration-Consultants----					
Budget Amount:	37,750.00	Funds Available:	13,750.00	Beginning Balance for Period	0.00
				Total Expenditures	12,000.00
Ending Balance for Period					12,000.00

SWALCO \- Solid Waste Prog-SWALCO Administration-Trips And Training----					
Budget Amount:	8,400.00	Funds Available:	8,413.46	Beginning Balance for Period	0.00
				Total Expenditures	11.54
				Ending Balance for Period	11.54

SWALCO \- Solid Waste Prog-SWALCO Administration-Dues & Subscriptions----					
Budget Amount:	6,500.00	Funds Available:	5,488.00	Beginning Balance for Period	50.00
				Total Expenditures	962.00
Ending Balance for Period					1,012.00

SWALCO \- Solid Waste Prog-SWALCO Administration-Gas For Heating----					
Budget Amount:	14,000.00	Funds Available:	12,006.54	Beginning Balance for Period	0.00
				Total Expenditures	1,993.46
				Ending Balance for Period	1,993.46

SWALCO \- Solid Waste Prog-SWALCO Administration-Electricity----					
Budget	14,000.00	Funds	11,243.97	Beginning Balance for Period	948.49
Amount:		Available:			
				Total Expenditures	1,807.54
				Ending Balance for Period	2,756.03

SWALCO \- Solid Waste Prog-SWALCO Administration-Telephone----					
Budget	6,000.00	Funds	5,099.02	Beginning Balance for Period	449.37
Amount:		Available:			
				Total Expenditures	451.61
				Ending Balance for Period	900.98

SWALCO \- Solid Waste Prog-SWALCO Administration-Equip Rental----					
Budget	3,700.00	Funds	3,206.23	Beginning Balance for Period	321.37
Amount:		Available:			
				Total Expenditures	172.37
				Ending Balance for Period	493.74

SWALCO \- Solid Waste Prog-SWALCO Administration-H/L/D Employee Benefits----					
Budget	75,706.95	Funds	63,288.51	Beginning Balance for Period	6,155.88
Amount:		Available:			
				Total Expenditures	6,262.56
				Ending Balance for Period	12,418.44

SWALCO \- Solid Waste Prog-SWALCO Administration-Retirement Benefits/FICA----					
Budget	31,971.03	Funds	26,884.05	Beginning Balance for Period	2,625.83
Amount:		Available:			
				Total Expenditures	2,461.15
				Ending Balance for Period	5,086.98

SWALCO \- Solid Waste Prog-SWALCO Administration-Retirement Benefits/IMRF----					
Budget	3,552.00	Funds	288.43	Beginning Balance for Period	401.41
Amount:		Available:			
				Total Expenditures	262.16
				Ending Balance for Period	663.57

SWALCO \- Solid Waste Prog-SWALCO Administration-Miscell Contractual Services----					
Budget	11,250.00	Funds	2,150.00	Beginning Balance for Period	170.00
Amount:		Available:			
				Total Expenditures	1,670.00
				Ending Balance for Period	1,840.00

SWALCO \- Solid Waste Prog-Household Hazard Waste-Operational Supplies----					
Budget Amount:	14,500.00	Funds Available:	7,113.09	Beginning Balance for Period	1,386.91
				Total Expenditures	838.18
Ending Balance for Period					2,225.09

SWALCO \- Solid Waste Prog-Household Hazard Waste---Miscellaneous Commodities----			
Budget	500.00	Funds	416.70
Amount:		Available:	
		Beginning Balance for Period	0.00
		Total Expenditures	83.30
		Ending Balance for Period	83.30

SWALCO \- Solid Waste Prog-Household Hazard Waste-Consultants----			
Budget	152,300.00	Funds	115,152.38
Amount:		Available:	
		Beginning Balance for Period	57.95
		Total Expenditures	89.67
		Ending Balance for Period	147.62

SWALCO \- Solid Waste Prog-Household Hazard Waste-Garbage Disposal----			
Budget	8,900.00	Funds	4,400.00
Amount:		Available:	
		Beginning Balance for Period	0.00
		Total Expenditures	182.59
		Ending Balance for Period	182.59

SWALCO \- Solid Waste Prog-Household Hazard Waste-All Other Maintenance----			
Budget	16,750.00	Funds	12,280.00
Amount:		Available:	
		Beginning Balance for Period	0.00
		Total Expenditures	1,470.00
		Ending Balance for Period	1,470.00

SWALCO \- Solid Waste Prog-Recycling--Miscellaneous Commodities----			
Budget	4,500.00	Funds	4,436.09
Amount:		Available:	
		Beginning Balance for Period	39.91
		Total Expenditures	24.00
		Ending Balance for Period	63.91

TOTAL EXPENDITURES \$ 64,368.44

A – 1. Insurance Renewal

ISSUE: Insurance coverage renewal

RECOMMENDATION: Approval recommended

TIMING: Important

BACKGROUND: SWALCO has four insurance policies expiring on March 31, 2017. The policies are: general liability insurance, pollution legal liability insurance, business automotive insurance and commercial property insurance. Maintaining these policies is vital to the protection of our Agency.

Staff requested SWALCO's insurance broker, Arthur J. Gallagher Risk Management Services (AJ Gallagher), to obtain quotes from top rated (class A or better) insurance carriers for renewal of these policies. This year AJ Gallagher recommends four carriers, Navigators Specialty Insurance Company (Navigators) for the general liability, pollution legal liability and automotive insurance and two carriers for the commercial property insurance. Kinsale Insurance Company (Kinsale) will insure the property and building structure while Hartford Steam Boiler Inspection Insurance Company (Hartford Steam) will insure the equipment (forklift, generator, can crusher etc.).

Navigator's "bundled" policy provides the greatest coverage, lowest deductibles and lowest overall cost. Navigator's policy also has the lowest deductible for the Pollution Legal Liability policy (\$25,000/occurrence vs. \$100,000/occurrence on other policies). Navigators quote for the three policies is \$34,390 (inclusive of state mandated fees). Kinsale Insurance Company's quote for the Commercial Property insurance coverage is \$11,886 (inclusive of state mandated fee) while Hartford Steam's quote for equipment coverage is \$633. Note: All policies are annual policies and all policies exclude terrorism coverage.

The combined total for these policies is \$46,909 (\$645 dollars more than last year) which is well within the amount SWALCO budgeted for. Staff is requesting your approval to secure these policies and approval to pay the forthcoming invoices immediately upon receipt.

FISCAL IMPACT: Organization 930-92000010, Object Code 72110 - Liability Insurance (\$46,909)

ENCLOSED DOCUMENTS: AJ Gallagher Executive Summary, Summary of Terms & Premium Recap - 2017

STAFF: Steve Nelson, Household Chemical Waste Engineer

SWALCO –2017 Summary of Terms & Premium Recap

Policy:	Integrated General Liability and Pollution Liability	Commercial Auto	Commercial Property	Equipment Breakdown (Boiler and Machinery)
Carrier:	Navigators Specialty Insurance Co.	Navigators Insurance Co.	Kinsale Insurance Company	Hartford Steam Boiler Inspection Insurance Co.
Policy Period:	3/31/2017 to 3/31/2018	3/31/2017 to 3/31/2018	3/31/2017 to 3/31/2018	3/31/2017 to 3/31/2018
Policy Form:	NAV NP3 Toolkit (04/10)	Business Auto Coverage Form – CA 00 01 10 13	Building and Personal Property Coverage Form – CP0010 0607	Equipment Breakdown Coverage Form – TEC150 07/2015
Limits:	General Liability: \$1,000,000 – Each Occurrence \$2,000,000 – General Aggregate Contractors Pollution Liability: \$5,000,000 – Each Incident \$10,000,000 – Aggregate Transportation Pollution Liability: \$5,000,000 – Each Incident \$10,000,000 – Aggregate Site Pollution Liability: \$5,000,000 – Each Incident \$10,000,000 – Aggregate Professional Liability: \$1,000,000 – Each Incident \$1,000,000 – Aggregate	Auto Liability: \$1,000,000 – Combined Single Limit Uninsured Motorist: \$50,000 – Per Occurrence Underinsured Motorist: \$50,000 – Per Occurrence Medical Payments: \$5,000 Hired and Non Owned Liability: \$1,000,000 – Combined Single Limit Physical Damage: Actual Cash Value	Property Values: \$1,750,000 – Per Occurrence \$1,750,000 – Flood Aggregate \$1,750,000 – Earthquake Agg.	Equipment Breakdown: \$1,750,000
Deductible:	\$5,000 – General Liability \$5,000 – Professional Liability \$25,000 – Contractors Pollution \$25,000 – Transportation Pollution \$25,000 – Site Pollution Liability	\$0 – Auto Liability Physical Damage: \$1,000 – Comprehensive \$1,000 – Collision	\$5,000 – Per Occurrence (Property) \$50,000 – Per Occurrence (Flood) \$50,000 – Per Occurrence (EQ)	\$5,000 – Per Loss
Premium	\$31,261.00	\$1,972.00	\$11,117.00 Inspection Fee: \$300.00 \$556.00	\$633.00
TRIA Premium (Optional)	\$938.00	N/A	\$556.00	N/A
Surplus Lines Tax & Fee: 3.7% (State Mandated)	\$1,157.00	N/A	\$411.00 Fire Marshall Tax: \$58.00	N/A

A – 2. Veolia HCW Contract Extension

ISSUE: Authorize 1 yr. extension to Contract #15016

RECOMMENDATION: Approval recommended

TIMING: Important

BACKGROUND: Veolia Environmental Services (Veolia ES) is under contract to SWALCO to provide HAZMAT trained labor and transportation services for our Household Chemical Waste collection program (mobile events and public drop-offs). The contract has a one-year term with four one-year extension options. SWALCO exercised our first one-year extension in April 2016. That extension is due to expire on April 30, 2017. To maintain Veolia's services SWALCO must execute the service extension(s) available under the contract. To date, Staff is extremely satisfied with the services provided by Veolia ES and requests permission to exercise the second of the four extensions available under the contract. This extension will secure their services through April 30, 2018

Contract #15016 contains a price escalator clause (Section 11 – General Terms and Conditions) allowing Veolia to ask for periodic cost adjustments after conclusion of the initial one year term. Veolia has not asked for a price increase in the last six years, not sure how much longer that trend will continue. Our HCW budget for FY 2017 contains funding for a 3% cost adjustment. Staff also requests permission to negotiate a moderate price (up to a 3% maximum) increase only if a justifiable request is made.

Upon your approval, Staff will direct the Lake County Purchasing Department to issue a formal contract extension letter to Veolia ES securing their services for the period May 1, 2017 through April 30, 2018.

FISCAL IMPACT: Organization 930-9200030, Object Code 71150, Consultant Fees – Not-to-exceed \$135,000.

ENCLOSED DOCUMENT: None

STAFF: Steve Nelson, Household Chemical Waste Engineer

I-1. SWALCO Tire Recycling Event 2017

BACKGROUND: Tires have been banned from Illinois landfills for many years. Illinois citizens produce more than 12 million used tires annually. This is equivalent to one used tire per person every year. Every discarded tire is a potential habitat for disease-carrying organisms and insects, particularly mosquitoes. The risk of West Nile Virus and other mosquito-borne illnesses, as well as other health and environmental problems, can be reduced by eliminating waste tires in the environment.

Throughout the years, SWALCO has offered opportunities for government entities and residents to bring in their unwanted tires for recycling. Every few years, the Agency has offered a collection day to help eliminate these large, aesthetically unpleasing objects and potential health risks from the community, and dispose of them in a safe and environmentally friendly way, by recycling.

SWALCO, Lake County Health Department, Lake County Farm Bureau, Lake County Fairgrounds and Clarke Mosquito will co-sponsor a tire recycling collection event this year, on Wednesday, June 21 from 8:30 a.m. to 12:30 pm at the Lake County Fairgrounds, 1060 East Peterson Road, Grayslake. The event will be in conjunction with the Illinois EPA.

Additionally, this year, we will offer an opportunity to recycle latex paint via EPaints. They will be on site during the event and will handle all of the latex paint transactions. Payment can be by cash or credit card. Oil-based paint products, spray cans, solvents, or leaking cans will not be accepted. Fees are noted in the flyers.

We encourage Member communities and other government institutions to take advantage of this unique opportunity to dispose of unwanted tires at no cost. Residents will also be able to bring in their unwanted tires at \$2.00 per tire. Passenger car, truck, tractor, and other governmental vehicle tires will be accepted. Illinois EPA will fund collection of the tires from government entities. SWALCO, Lake County Health Department, Lake County Farm Bureau and Clarke will fund any processing and transportation costs above and beyond what the collected fees for residential tires will cover.

SWALCO staff have met with Township Highway Commissioners and the LCDOT group to share information about the event and we will be sharing through our social media, e-news and other. We ask Members to help us get the word out in your community.

STAFF: Merleanne Rampale, Public Information & Education Director

ATTACHMENTS: 2 event flyers: 1) for Municipalities and 2) for Government Entities

Tire & Latex Paint Recycling


Wednesday, June 21; 8:30 am to 12:30 pm

Lake County Fairgrounds, 1060 East Peterson Road, Grayslake, IL

For Units of Local Government

(County and Township Departments, and Municipalities)

Passenger Car, Truck and Tractor Tires Accepted—NO RIMS ALLOWED



A rare opportunity to...

- Help the environment.
- Decrease the spread of West Nile and other mosquito-borne illnesses.
- Manage unwanted tires safely and conveniently.

Recycle your Latex Paint

Epaint Recycling Solutions, (847) 666-8351



Latex Paint Prices:

Quart = \$1.00/can

Gallon Cans = \$3.00/pail

5 Gallon Can = \$10.00/pail

Payment can be by cash or credit card.

Oil-based paint products, spray cans, solvents, or leaking cans will not be accepted.

*The event is in conjunction with the Illinois EPA and is FREE OF CHARGE for Units of Local Government. Sponsored by SWALCO, Lake County Health Department, Lake County Farm Bureau, Clarke, and Lake County Fairgrounds. Please visit swalco.org for information or to view/print this flyer, or call SWALCO at 847-336-9340 with questions. **NO tire dealers, commercial trucking or businesses.***




Tire & Latex Paint Recycling

Wednesday, June 21; 8:30 am to 12:30 pm

Lake County Fairgrounds, 1060 East Peterson Road, Grayslake, IL

For Residents of Lake County

Passenger Car, Truck and Tractor Tires Accepted—NO RIMS ALLOWED



A rare opportunity to...

- Help the environment.
- Decrease the spread of West Nile and other mosquito-borne illnesses.
- Manage unwanted tires safely and conveniently.

Recycle your Latex Paint
Epaint Recycling Solutions, (847) 666-8351



Latex Paint Prices:

Quart = \$1.00/can

Gallon Cans = \$3.00/pail

5 Gallon Can = \$10.00/pail

*Payment can be by cash or credit card.
Oil-based paint products, spray cans, solvents,
or leaking cans will not be accepted.*

*The event is in conjunction with the Illinois EPA. **There is a fee of \$2.00 per tire (cash only) to residents to help offset costs of transportation and recycling of tires.** Sponsored by SWALCO, Lake County Health Department, Lake County Farm Bureau, Clarke, and Lake County Fairgrounds. Please visit swalco.org for information or to view/print this flyer, or call SWALCO at 847-336-9340 with questions. **NO tire dealers, commercial trucking or businesses.***



I – 2. 4th Quarter 2016 Recycling and Per Ton Payment Report

BACKGROUND: Attached are the reported tabulations of curbside recyclable material tonnage, by member community, for the fourth quarter of 2016. Tonnage totals are reported both by month and quarter for the calendar year. The information is provided by the waste hauling companies servicing customers in Lake County.

2014 and 2015 tonnage figures are also listed for comparison purposes. In 2016, 57,228 tons of recyclables were collected from Lake County communities. Compared to the previous year's 58,472 tons collected, Lake County communities have experienced a 2.1% decline in the volume of recycling collected.

Conversely, the overall waste disposal rates for our communities increased slightly over 1% of that which was collected in 2015. Historical trends in collected volumes of both recycling and waste are illustrated in the attached graph titled Waste and Recycling Comparison 2014 – 2016.

Market values, of most recyclable material grades continued to show improvement during the fourth quarter. However, the rates for glass, mixed plastic film and residue caused the rebate amount to hold at \$4.50 for each month of the fourth quarter.

The overall volume of recyclables that were directed to WMRA by Agency members totaled 43,353.57 tons. Within the SWALCO agreement with WMRA, a \$5 per ton bonus would be paid to the Agency for every ton in excess of 42,000 tons for the year. Therefore, the Agency has also received a bonus payment of \$6,767.85 for the additional 1,353.57 tons directed for the year. A summary of all revenues and payments to members is illustrated in the attached 2016 Per Ton Payment Summary table.

ENCLOSED DOCUMENTS: Municipal Summary Q4 2016 Recycling Volumes; Municipal Summary Q4 2016 Waste Disposal Volumes; Waste and Recycling Comparison Table 2014 – 2016; SWALCO Members Per Ton Payment Summary; 4th Qtr. 2016; Calculation for SWALCO Contract Rebate Q4 2016

STAFF: Peter Adrian, Recycling Coordinator.


**Solid Waste Agency of Lake County
Municipal Waste Disposal Summary
4th Quarter 2016
(as reported by haulers)**

MUNICIPALITY	SERVICE PROVIDER	Oct 2016	Nov 2016	Dec 2016	4th Qtr 2016 TOTAL	3rd Qtr 2016 TOTAL	2nd Qtr 2016 TOTAL	1st Qtr 2016 TOTAL	2016 TOTAL	2015 TOTAL	2014 TOTAL
ANTIOCH	Groot Industries	315.84	358.68	413.89	1,088.41	1,089.49	1,169.88	948.48	4,296.26	1,046	
ANTIOCH	Waste Management, Inc. Antioch									2,128	3,188
ANTIOCH	TOTAL	315.84	358.68	413.89	1,088.41	1,089.49	1,169.88	948.48	4,296	3,174	3,188
BANNOCKBURN	Lakeshore Recycling Systems	21.32	24.31	19.07	64.70	58.67	73.39	88.74	286	322	394
BEACH PARK	Advanced Disposal Services. Waukegan	332.27	353.83	326.35	1,012.45	1,289.60	1,407.65	1,184.86	4,895	4,443	2,429
BEACH PARK	Waste Management, Inc. Antioch						0.00	0.00			107
BEACH PARK	Groot Industries						0.00	0.00			799
BEACH PARK	TOTAL	332.27	353.83	326.35	1,012.45	1,289.60	1,407.65	1,184.86	4,895	4,443	3,335
DEERFIELD	Waste Management, Inc. Wheeling	393.71	526.12	388.73	1,308.56	1,302.99	1,346.22	1,104.74	5,063	4,955	5,214
DEER PARK	Groot Industries	88.60	116.95	88.63	294.18	295.20	297.75	257.66	1,145	1,169	1,170
FOX LAKE	Waste Management, Inc. Antioch	162.70	186.90	134.20	483.80	503.00	447.10	343.00	1,777	1,937	1,179
GRAYSLAKE	Waste Management, Inc. Antioch	346.10	357.90	344.90	1,048.90	1,079.00	1,012.60	946.60	4,087	4,467	4,851
GRAYSLAKE Drop-Off	Waste Management, Inc. Antioch	0.00	0.00	0.00	0.00	0.00	0.00	0.00	0	0	0
GRAYSLAKE	TOTAL	346.10	357.90	344.90	1,048.90	1,079.00	1,012.60	946.60	4,087	4,467	4,851
GREEN OAKS	Groot Industries	87.30	98.83	92.39	278.52	303.94	330.96	271.56	1,185	1,204	1,466
GURNEE	Waste Management, Inc. Antioch	453.60	518.80	488.80	1,461.20	1,392.20	1,291.40	1,151.10	5,296	5,784	6,418
HAINESVILLE	Advanced Disposal Services. Waukegan	57.62	88.13	55.08	200.83	260.42	330.01	206.97	998	852	770
HAWTHORN WOODS	Waste Management, Inc. Wheeling	200.20	257.42	221.75	679.37	656.94	706.17	602.47	2,645	2,696	2,731
HIGHLAND PARK	Lakeshore Recycling Systems	553.31	618.98	538.03	1,710.32	1,788.76	2,210.78	1,383.61	7,093	7,063	6,390
HIGHWOOD	Advanced Disposal Services. Northbrook	112.99	127.46	98.17	338.62	388.31	399.64	324.85	1,451	1,199	1,130
ISLAND LAKE	Waste Management, Inc. Antioch							481.73	482	2,110	2,183
ISLAND LAKE	Praireland Disposal & Recycling Services	208.30	182.89	163.77	554.96	507.69	509.56		1,572		
ISLAND LAKE	TOTAL	208.30	182.89	163.77	554.96	507.69	509.56	481.73	2,054	2,110	2,183
KILDEER	Waste Management, Inc. Wheeling	99.47	128.67	127.69	355.83	430.22	412.29	274.69	1,473	1,355	1,462
LAKE BARRINGTON	Waste Management, Inc. Antioch	100.10	106.90	99.60	306.60	303.70	299.70	250.60	1,161	1,270	1,407
LAKE BLUFF	Groot Industries	139.33	147.88	117.74	404.95	383.94	401.53	330.64	1,521	1,466	1,445
LAKE BLUFF Drop-Off	Groot Industries	19.50	21.84	21.48	62.82	65.26	78.25	28.72	235	201	222
LAKE BLUFF	TOTAL	158.83	169.72	139.22	467.77	449.20	479.78	359.36	1,756	1,667	1,667
LAKE FOREST	Municipal Collection	564.80	614.56	570.98	1,750.34	1,899.15	1,835.87	1,475.51	6,961	6,824	6,683
LAKE VILLA	Waste Management, Inc. Antioch	80.10	96.30	92.30	268.70	295.20	241.60	169.80	975	1,068	1,129
LAKE ZURICH	Waste Management, Inc. Wheeling	443.81	602.66	535.21	1,581.68	1,444.75	1,596.09	1,318.09	5,941	5,903	5,960
LIBERTYVILLE	Groot Industries	391.68	455.36	420.99	1,268.03	1,244.98	1,284.86	1,052.48	4,850	4,634	5,413
LINCOLNSHIRE	Waste Management, Inc. Wheeling	143.52	203.07	158.13	504.72	516.61	548.02	427.29	1,997	2,091	2,165
LINDENHURST	Groot Industries	468.56	423.93	358.25	1,250.74	1,267.44	1,278.98	1,078.84	4,876	4,748	4,770
LONG GROVE	Waste Management, Inc. Wheeling	254.21	269.56	270.76	794.53	827.57	838.92	714.77	3,176	3,192	3,195
MUNDELEIN	Groot Industries	650.24	784.50	716.93	2,151.67	2,239.44	2,423.31	1,850.73	8,665	8,265	8,041
NORTH BARRINGTON	Waste Management, Inc. Antioch									911	1,488
NORTH BARRINGTON	Praireland Disposal & Recycling Services	80.56	102.36	67.21	250.13	312.50	307.33	256.20	1,126	360	
NORTH BARRINGTON	TOTAL	80.56	102.36	67.21	250.13	312.50	307.33	256.20	1,126	1,271	1,488
NORTH CHICAGO	Advanced Disposal Services. Waukegan	389.24	398.06	363.65	1,150.95	1,316.36	1,358.26	1,045.50	4,871	4,454	4,502
GLNTC Housing	Advanced Disposal Services. Waukegan	52.80	67.50	50.26	170.56	311.06	323.69	203.84	1,009	803	908
PARK CITY	Groot Industries	31.05	29.46	24.78	85.29	97.26	101.95	83.48	368	366	370
PORT BARRINGTON	Waste Management, Inc. Antioch									263	457
PORT BARRINGTON	Praireland Disposal & Recycling Services	53.57	58.06	53.47	165.10	180.41	184.93	174.06	705	250	
PORT BARRINGTON	TOTAL	53.57	58.06	53.47	165.10	180.41	184.93	174.06	705	513	457
RIVERWOODS	Lakeshore Recycling Systems	110.39	167.69	95.85	373.93	388.34	365.57	349.20	1,477	1,551	1,491
ROUND LAKE	Waste Management, Inc. Antioch	336.40	388.80	340.60	1,065.80	1,069.20	1,056.90	969.10	4,161	4,548	4,961
ROUND LAKE BEACH	Waste Management, Inc. Antioch	499.10	616.90	528.50	1,644.50	1,599.10	1,565.70	1,326.80	6,136	6,699	7,319
ROUND LAKE HEIGHTS	Groot Industries	61.44	616.90	77.12	755.46	232.10	223.79	190.27	1,402	811	858
ROUND LAKE PARK	Groot Industries	103.71	141.73	99.61	345.05	386.17	440.76	345.93	1,518	1,482	1,405
ROUND LAKE PARK	Praireland Disposal & Recycling Services	51.75	65.25	45.38	162.38	165.48	130.78	147.00	606		
ROUND LAKE PARK	Waste Management, Inc. Antioch						0.00			703	754
ROUND LAKE PARK	TOTAL	155.46	206.98	144.99	507.43	551.65	571.54	492.93	2,124	2,185	2,159
THIRD LAKE	Waste Management, Inc. Antioch	43.10	38.00	32.50	113.60	119.50	123.20	81.00	437	480	517
TOWER LAKES	Waste Management, Inc. Antioch									249	403
TOWER LAKES	Praireland Disposal & Recycling Services	31.91	33.12	36.18	101.21	114.24	100.10	84.06	400	100	
TOWER LAKES	TOTAL	31.91	33.12	36.18	101.21	114.24	100.10	84.06	400	349	403
VERNON HILLS	Advanced Disposal Services. Waukegan	483.89	579.85	489.21	1,552.95	1,596.15	1,566.78	1,384.29	6,100	6,217	6,154
VOLO	Groot Industries	145.33	136.54	114.43	396.30	388.96	389.64	327.49	1,502	1,358	1,221
WADSWORTH	Groot Industries	65.40	84.74	71.47	221.61	220.89	236.55	202.45	882	891	1,112
WADSWORTH	Waste Management, Inc. Antioch	1.80	1.80	1.90	5.50	6.10	5.40	5.30	22	25	21
WADSWORTH	Praireland Disposal & Recycling Services										12
WADSWORTH	Lakes Disposal	7.10	6.80	6.90	20.80	21.30	21.10	21.10	84	84	74
WADSWORTH	Advanced Disposal Services. Waukegan	23.03	28.47	15.96	67.46	137.45	111.26	67.62	384	340	279
WADSWORTH	TOTAL	97.33	121.81	96.23	315.37	385.74	374.31	296.47	1,372	1,340	1,498
WAUCONDA	Waste Management, Inc. Antioch	243.80	274.30	255.80	773.90	738.20	689.30	521.00	2,722	2,888	3,291
WAUKEGAN	Advanced Disposal Services. Waukegan	1,835.56	1,944.84	1,833.24	5,613.64	6,044.62	5,641.94	4,884.66	22,185	21,872	21,083
WINTHROP HARBOR	Groot Industries	149.38	162.41	188.16	499.95	541.57	510.35	429.73	1,982	1,909	2,125
ZION	Advanced Disposal Services. Waukegan	713.64	812.69	715.53	2,241.86	2,241.13	2,173.51	1,785.40	8,442	7,522	7,249
LAKE COUNTY	Groot Industries	641.47	773.62	671.86	2,086.95	2,110.12	2,008.36	3,078.45	9,284	9,692	8,010
LAKE COUNTY	Advanced Disposal Services. Waukegan	80.06	106.27	81.01	267.34	314.68	346.96	280.63	1,210	1,103	1,018
LAKE COUNTY	Lakeshore Recycling Systems	31.76	34.12	37.46	103.34	115.18	95.59	52.36	366	111	
LAKE COUNTY	Praireland Disposal & Recycling Services	96.47	84.83	94.34	275.64	326.06	266.23	287.53	1,155	292	
LAKE COUNTY	Waste Management, Inc. Antioch	1,149.20	1,228.80	1,100.10	3,478.10	3,619.30	3,627.90	3,189.20	13,915	15,227	16,169
LAKE COUNTY	Waste Management, Inc. Wheeling	116.33	123.63	127.72	367.68	385.55	399.67	317.32	1,470	1,465	1,469
LAKE COUNTY	TOTAL	2,115.29	2,351.27	2,112.49	6,579.05	6,870.89	6,744.71	7,205.49	27,400	27,890	26,666
TOTALS		14,318.42	16,779.97	14,484.02	45,582.41	46,933.45	47,146.03	40,359.50	180,021	177,418	177,031

**Solid Waste Agency of Lake County
Municipal Recycling Summary
4th Quarter 2016
(as reported by haulers)**

MUNICIPALITY	SERVICE PROVIDER	Oct 2016	Nov 2016	Dec 2016	4th Qtr 2016 TOTAL	3rd Qtr 2016 TOTAL	2nd Qtr 2016 TOTAL	1st Qtr 2016 TOTAL	2016 TOTAL	2015 TOTAL	2014 TOTAL
ANTIOCH	Groot Industries	105.70	116.65	153.77	376.12	354.07	369.84	312.40	1,412	363	
ANTIOCH	Waste Management, Inc. Antioch									810	1,253
ANTIOCH	TOTAL	105.70	116.65	153.77	376.12	354.07	369.84	312.40	1,412	1,173	1,253
BANNOCKBURN	Lakeshore Recycling Systems	8.06	10.91	8.83	27.80	33.39	53.50	19.37	134	111	83
BEACH PARK	Advanced Disposal Services. Waukegan	73.75	82.46	105.30	261.51	276.54	304.13	258.97	1,101	909	518
BEACH PARK	Waste Management, Inc. Antioch										12
BEACH PARK	Groot Industries										164
BEACH PARK	TOTAL	73.75	82.46	105.30	261.51	276.54	304.13	258.97	1,101	909	694
DEERFIELD	Waste Management, Inc. Wheeling	176.31	204.48	189.70	570.49	564.26	616.18	569.94	2,321	2,431	2,652
DEER PARK	Groot Industries	24.76	38.38	28.75	91.89	89.10	97.39	88.99	367	422	476
FOX LAKE	Waste Management, Inc. Antioch	56.90	61.70	64.10	182.70	175.20	166.00	116.80	641	757	899
GRAYSLAKE	Waste Management, Inc. Antioch	129.60	144.70	143.10	417.40	396.10	390.30	403.40	1,607	1,899	2,294
GRAYSLAKE Drop-Off	Waste Management, Inc. Antioch	8.10	6.60	6.30	21.00	30.20	23.31	16.10	91	75	76
GRAYSLAKE	TOTAL	137.70	151.30	149.40	438.40	426.30	413.61	419.50	1,698	1,974	2,370
GREEN OAKS	Groot Industries	41.59	49.66	45.01	136.26	124.38	135.94	121.91	518	493	546
GURNEE	Waste Management, Inc. Antioch	154.30	202.80	196.80	553.90	517.70	526.30	502.60	2,101	2,479	2,954
HAINESVILLE	Advanced Disposal Services. Waukegan	22.30	30.47	35.00	87.77	62.81	85.60	60.46	297	272	309
HAWTHORN WOODS	Waste Management, Inc. Wheeling	79.23	95.32	109.79	284.34	286.44	274.78	263.78	1,109	1,243	1,292
HIGHLAND PARK	Lakeshore Recycling Systems	379.06	403.06	405.93	1,188.05	1,171.65	1,152.79	992.45	4,505	4,637	4,578
HIGHWOOD	Advanced Disposal Services. Northbrook	42.19	48.42	36.89	127.50	135.67	132.26	112.39	508	441	381
ISLAND LAKE	Waste Management, Inc. Antioch							174.58	175	846	1,008
ISLAND LAKE	Praireland Disposal & Recycling Services	83.52	69.49	64.12	217.13	189.16	193.41		600		
ISLAND LAKE	TOTAL	83.52	69.49	64.12	217.13	189.16	193.41	174.58	774	846	1,008
KILDEER	Waste Management, Inc. Wheeling	43.58	84.01	53.12	180.71	132.90	139.05	135.27	588	596	692
LAKE BARRINGTON	Waste Management, Inc. Antioch	41.70	48.90	53.20	143.80	124.30	126.00	95.00	489	578	675
LAKE BLUFF	Groot Industries	81.09	89.70	76.64	247.43	230.43	219.82	208.27	906	923	978
LAKE BLUFF Drop-Off	Groot Industries	4.62	4.49	8.21	17.32	16.13	15.51	13.26	62	68	61
LAKE BLUFF	TOTAL	85.71	94.19	84.85	264.75	246.56	235.33	221.53	968	991	1,039
LAKE FOREST	Municipal Collection	238.92	269.16	299.02	807.10	785.63	776.45	674.23	3,043	3,064	3,143
LAKE VILLA	Waste Management, Inc. Antioch	41.80	43.30	43.20	128.30	117.60	130.90	99.40	476	564	663
LAKE ZURICH	Waste Management, Inc. Wheeling	184.55	214.62	200.36	599.53	544.29	595.61	544.62	2,284	2,536	2,631
LIBERTYVILLE	Groot Industries	179.85	213.71	239.30	632.86	587.58	596.60	553.61	2,371	2,347	2,470
LINCOLNSHIRE	Waste Management, Inc. Wheeling	61.62	93.42	75.12	230.16	208.80	226.86	205.70	872	852	1,013
LINDENHURST	Groot Industries	147.57	133.16	137.93	418.66	375.32	385.24	365.91	1,545	1,584	1,600
LONG GROVE	Waste Management, Inc. Wheeling	85.87	91.57	96.46	273.90	255.91	251.60	254.75	1,036	1,109	1,186
MUNDELEIN	Groot Industries	207.67	281.39	280.42	769.48	731.43	752.66	669.33	2,923	2,931	3,047
NORTH BARRINGTON	Waste Management, Inc. Antioch									288	496
NORTH BARRINGTON	Praireland Disposal & Recycling Services	35.94	43.06	31.21	110.21	127.49	131.29	111.82	481	148	
NORTH BARRINGTON	TOTAL	35.94	43.06	31.21	110.21	127.49	131.29	111.82	481	436	496
NORTH CHICAGO	Advanced Disposal Services. Waukegan	48.55	53.81	54.51	156.87	129.33	97.08	73.73	457	369	598
GLNTC Housing	Advanced Disposal Services. Waukegan	35.44	38.45	56.98	130.87	131.98	139.60	98.50	501	388	415
PARK CITY	Groot Industries	11.45	9.58	7.37	28.40	32.47	30.86	25.88	118	111	110
PORT BARRINGTON	Waste Management, Inc. Antioch									70	133
PORT BARRINGTON	Praireland Disposal & Recycling Services	20.90	20.72	16.64	58.26	61.77	62.16	51.35	234	88	
PORT BARRINGTON	TOTAL	20.90	20.72	16.64	58.26	61.77	62.16	51.35	234	158	133
RIVERWOODS	Lakeshore Recycling Systems	44.65	49.80	48.04	142.49	163.18	135.12	129.63	570	591	566
ROUND LAKE	Waste Management, Inc. Antioch	87.50	97.30	98.00	282.80	289.40	304.10	297.40	1,174	1,390	1,646
ROUND LAKE BEACH	Waste Management, Inc. Antioch	123.30	144.60	144.30	412.20	416.50	424.70	398.50	1,652	1,955	2,311
ROUND LAKE HEIGHTS	Groot Industries	17.20	16.92	21.30	55.42	57.82	54.74	45.05	213	196	224
ROUND LAKE PARK	Groot Industries	28.96	44.97	30.09	104.02	94.55	102.55	87.15	388	383	365
ROUND LAKE PARK	Praireland Disposal & Recycling Services	27.53	41.24	29.07	97.84	81.62	60.20	76.53	316		
ROUND LAKE PARK	Waste Management, Inc. Antioch									260	322
ROUND LAKE PARK	TOTAL	56.49	86.21	59.16	201.86	176.17	162.75	163.68	704	643	687
THIRD LAKE	Waste Management, Inc. Antioch	7.30	10.00	11.00	28.30	21.90	21.30	23.70	95	112	135
TOWER LAKES	Waste Management, Inc. Antioch									73	139
TOWER LAKES	Praireland Disposal & Recycling Services	15.04	14.94	17.18	47.16	47.58	42.80	37.04	175	46	
TOWER LAKES	TOTAL	15.04	14.94	17.18	47.16	47.58	42.80	37.04	175	119	139
VERNON HILLS	Advanced Disposal Services. Waukegan	178.05	216.37	191.93	586.35	530.61	517.22	487.70	2,122	2,171	2,102
VOLO	Groot Industries	40.89	43.23	41.24	125.36	117.97	117.75	110.68	472	449	403
WADSWORTH	Groot Industries	21.57	28.67	29.01	79.25	64.46	67.62	63.53	275	269	306
WADSWORTH	Waste Management, Inc. Antioch	0.70	0.80	0.60	2.10	1.80	1.70	1.70	7	8	10
WADSWORTH	Praireland Disposal & Recycling Services										21
WADSWORTH	Lakes Disposal	2.10	2.10	2.00	6.20	7.45	7.40	7.80	29	32	31
WADSWORTH	Advanced Disposal Services. Waukegan	10.46	20.48	14.74	45.68	38.41	26.86	24.30	135	67	13
WADSWORTH	TOTAL	34.83	52.05	46.35	133.23	112.12	103.58	97.33	446	376	381
WAUCONDA	Waste Management, Inc. Antioch	68.60	73.10	74.30	216.00	203.50	202.10	186.70	808	956	1,123
WAUKEGAN	Advanced Disposal Services. Waukegan	424.69	460.06	429.21	1,313.96	1,447.71	1,384.56	1,196.16	5,342	4,720	3,806
WINTHROP HARBOR	Groot Industries	48.23	54.36	69.17	171.76	166.05	158.96	142.86	640	608	605
ZION	Advanced Disposal Services. Waukegan	111.09	129.23	121.11	361.43	340.67	320.25	311.48	1,334	1,381	1,226
LAKE COUNTY	Groot Industries	156.88	185.34	204.70	546.92	516.80	513.74	626.04	2,204	2,249	1,451
LAKE COUNTY	Advanced Disposal Services. Waukegan	17.63	27.33	20.67	65.63	53.97	57.84	49.18	227	142	92
LAKE COUNTY	Lakeshore Recycling Systems	7.61	8.81	13.77	30.19	32.44	20.47	17.71	101	40	
LAKE COUNTY	Praireland Disposal & Recycling Services	36.86	31.11	29.07	97.04	95.26	104.62	123.13	420	373	
LAKE COUNTY	Waste Management, Inc. Antioch	185.50	123.40	209.60	518.50	555.60	543.00	545.00	2,120	2,658	3,169
LAKE COUNTY	Waste Management, Inc. Wheeling	37.19	42.40	51.58	131.17	121.99	124.38	118.69	496	541	565
LAKE COUNTY	TOTAL	441.67	418.39	529.39	1,389.45	1,376.06	1,364.05	1,479.75	5,609	6,003	5,277
TOTALS		4,556.02	5,164.71	5,224.76	14,945.49	14,467.27	14,513.00	13,302.43	57,228	58,472	60,037

Lake County Residential Waste & Recycling Comparison 2014 - 2016



SWALCO PER TON PAYMENT SUMMARY
4th QUARTER 2016
(as reported by haulers)

Participating Members & Townships	4th Qtr. 2016 TONS TO WMRA			Tons Delivered to other MRF's	Total Tons Eligible For Payment	Total Per Ton Payment	Payment With County and SWALCO Portion
	Oct	Nov	Dec				
ANTIOCH	26.06	-	27.24	322.82	53.30	\$ 239.85	\$ 239.85
BANNOCKBURN	8.06	10.91	8.83		27.80	\$ 125.10	\$ 125.10
BEACH PARK	73.75	82.46	105.30		261.51	\$ 1,176.80	\$ 1,176.80
DEERFIELD	176.31	204.48	189.70		570.49	\$ 2,567.21	\$ 2,567.21
ELA TOWNSHIP	37.19	42.40	51.58		131.17	\$ 590.27	\$ 442.70
FOX LAKE	56.90	61.70	64.10		182.70	\$ 822.15	\$ 822.15
GRAYSLAKE	137.70	151.30	149.40		438.40	\$ 1,972.80	\$ 1,972.80
GREEN OAKS	39.16	46.02	43.56	8.52	128.74	\$ 579.33	\$ 579.33
GURNEE	154.30	202.80	196.80		553.90	\$ 2,492.55	\$ 2,492.55
HAINESVILLE	22.30	30.47	35.00		87.77	\$ 394.97	\$ 394.97
HAWTHORN WOODS	79.23	95.32	109.79		284.34	\$ 1,279.53	\$ 1,279.53
HIGHLAND PARK	379.06	403.06	405.93		1,188.05	\$ 5,346.23	\$ 5,346.23
HIGHWOOD	42.19	48.42	36.89		127.50	\$ 573.75	\$ 573.75
ISLAND LAKE	83.52	69.49	64.12		217.13	\$ 977.09	\$ 977.09
KILDEER	43.59	84.01	53.12		180.72	\$ 813.24	\$ 813.24
LAKE BARRINGTON	41.70	48.90	53.20		143.80	\$ 647.10	\$ 647.10
LAKE BLUFF	82.52	94.19	84.85	3.19	261.56	\$ 1,177.02	\$ 1,177.02
LAKE COUNTY						\$ 486.98	\$ 486.98
LAKE VILLA	41.80	43.30	43.20		128.30	\$ 577.35	\$ 577.35
LAKE ZURICH	184.55	214.62	200.36		599.53	\$ 2,697.89	\$ 2,697.89
LIBERTYVILLE	179.85	211.18	239.30	2.53	630.33	\$ 2,836.49	\$ 2,836.49
LINCOLNSHIRE	61.62	93.42	75.12		230.16	\$ 1,035.72	\$ 1,035.72
LINDENHURST	147.57	133.16	137.93		418.66	\$ 1,883.97	\$ 1,883.97
LONG GROVE	85.87	91.57	96.46		273.90	\$ 1,232.55	\$ 1,232.55
MUNDELEIN	60.75	11.93	87.30	609.50	159.98	\$ 719.91	\$ 719.91
NORTH BARRINGTON	35.94	43.06	31.21		110.21	\$ 495.95	\$ 495.95
NORTH CHICAGO	48.55	53.81	54.51		156.87	\$ 705.92	\$ 705.92
PARK CITY	1.92	-	4.25	22.23	6.17	\$ 27.77	\$ 27.77
PORT BARRINGTON	20.90	20.72	16.64		58.26	\$ 262.17	\$ 262.17
RIVERWOODS	44.65	49.80	48.04		142.49	\$ 641.21	\$ 641.21
ROUND LAKE	87.50	97.30	98.00		282.80	\$ 1,272.60	\$ 1,272.60
ROUND LAKE BEACH	123.30	144.60	144.30		412.20	\$ 1,854.90	\$ 1,854.90
ROUND LAKE HEIGHTS	17.20	14.60	21.30	2.32	53.10	\$ 238.95	\$ 238.95
ROUND LAKE PARK	56.49	86.21	59.16	34.65	201.86	\$ 908.37	\$ 908.37
THIRD LAKE	7.30	10.00	11.00		28.30	\$ 127.35	\$ 127.35
TOWER LAKES	15.04	14.94	17.18		47.16	\$ 212.22	\$ 212.22
VERNON HILLS	178.05	216.37	191.93		586.35	\$ 2,638.58	\$ 2,638.58
VOLO	6.24	-	23.06	71.50	29.30	\$ 131.85	\$ 131.85
WADSWORTH	24.74	40.19	30.07	28.14	95.00	\$ 427.50	\$ 427.50
WARREN TOWNSHIP	94.20	111.10	96.40		301.70	\$ 1,357.65	\$ 1,018.24
WAUKEGAN	424.69	460.06	429.21		1,313.96	\$ 5,912.82	\$ 5,912.82
WAUQUONDA	68.60	73.10	74.30		216.00	\$ 972.00	\$ 972.00
WINTHROP HARBOR	48.23	54.36	67.30	1.87	169.89	\$ 764.51	\$ 764.51
ZION	111.09	129.23	121.11		361.43	\$ 1,626.44	\$ 1,626.44
SWALCO credit \$1 per ton	\$3,660.18	\$4,094.56	\$4,098.05			\$11,852.79	\$11,852.79
TOTAL	3,660.18	4,094.56	4,098.05	1,107.27	11,852.79	\$ 59,337.56	\$ 65,190.35

\$590.27 - 25% (\$147.57) = \$442.70 (\$973.87 balance due to County for O&M on 1,306 homes)

Paid from Ela Township (\$147.57) & Warren Township (\$339.41) for O&M to County

\$1,357.65 - 25% (\$339.41) = \$1,018.24 (\$1,505.79 balance due to County for O&M on 5,486 homes)

CHECK OF TONS	
Advanced Northbrook	127.5
Advanced Waukegan	2,813.57
Groot	3,163.34
Lakes	6.20
Lakeshore	1,358.34
PrairieLand	530.60
WM Antioch	2,690.20
WM Wheeling	2,270.31
TOTAL	12,960.06

Annual Bonus to SWALCO from WMRA	
Q1 Tons to WMRA	10,586.44
Q2 Tons to WMRA	10,357.43
Q3 Tons to WMRA	10,556.91
Q4 Tons to WMRA	11,852.79
Total Tons to WMRA	43,353.57
Tons in excess of 42,000	1,353.57
\$5 Bonus on 1,354.27 Ton	\$6,767.85

Blended Index Value	Per Ton Payment
October 2016	\$68.70
November 2016	\$69.50
December 2016	\$68.84

Lake County MRF, BU 01800
Quarterly Single Stream Value Calculation for the SWALCO Contract Rebate
Q4 2016

Commodity/Material	Source	%	Actual October Per Ton \$	October Value	Actual November Per Ton \$	November Value	Actual December Per Ton \$	December Value
ONP #8	OBM Chicago HS	40.15%	\$ 85.00	\$ 34.13	\$ 85.00	\$ 34.13	\$ 85.00	\$ 34.13
OCC #11	OBM Chicago HS	10.96%	\$ 100.00	\$ 10.96	\$ 100.00	\$ 10.96	\$ 105.00	\$ 11.50
Mixed Paper #2	OBM Chicago HS	6.94%	\$ 70.00	\$ 4.86	\$ 70.00	\$ 4.86	\$ 75.00	\$ 5.20
Three-Mix Glass	Actual	18.84%	\$ (20.83)	\$ (3.92)	\$ (18.72)	\$ (3.53)	\$ (20.98)	\$ (3.95)
Tin	Waste News HS	2.09%	\$ 60.00	\$ 1.26	\$ 60.00	\$ 1.26	\$ 40.00	\$ 0.84
Aluminum	Waste News HS	1.03%	\$ 1,200.00	\$ 12.38	\$ 1,280.00	\$ 13.21	\$ 1,300.00	\$ 13.41
PET	Waste News HS	2.73%	\$ 200.00	\$ 5.45	\$ 200.00	\$ 5.45	\$ 200.00	\$ 5.45
HDPE Natural	Waste News HS	0.98%	\$ 580.00	\$ 5.67	\$ 560.00	\$ 5.48	\$ 500.00	\$ 4.89
HDPE Colored	Waste News HS	0.90%	\$ 470.00	\$ 4.25	\$ 460.00	\$ 4.16	\$ 280.00	\$ 2.53
Tubs & Lids	Fixed	0.09%	\$ 50.00	\$ 0.05	\$ 50.00	\$ 0.05	\$ 50.00	\$ 0.05
Large Rigid Plastic	Fixed	0.57%	\$ 50.00	\$ 0.29	\$ 50.00	\$ 0.29	\$ 50.00	\$ 0.29
Mixed Plastic Film	Actual	0.17%	\$ (45.26)	\$ (0.08)	\$ (46.23)	\$ (0.08)	\$ (50.96)	\$ (0.09)
Residue	Actual	14.54%	\$ (45.26)	\$ (6.58)	\$ (46.23)	\$ (6.72)	\$ (50.96)	\$ (7.41)
Total		100.00%		\$ 68.70		\$ 69.50		\$ 66.84
The monthly rebate per ton is ----->				\$ 4.50		\$ 4.50		\$ 4.50
Directed SWALCO tons for month ----->				3,660.18		4,094.56		4,098.05
Monthly per ton credit due to SWALCO members ----->				\$ 16,470.81		\$ 18,425.52		\$ 18,441.23
\$1.00 per ton education credit due to SWALCO ----->				\$ 3,660.18		\$ 4,094.56		\$ 4,098.05
Total monthly rebate due to SWALCO and members ----->				\$ 20,130.99		\$ 22,520.08		\$ 22,539.28

If the Stream Value is ...								
at least ...	\$	-	but no more than ...	\$	64.99	then the rebate per ton is ...	\$	-
at least ...	\$	65.00	but no more than ...	\$	69.99	then the rebate per ton is ...	\$	4.50
at least ...	\$	70.00	but no more than ...	\$	74.99	then the rebate per ton is ...	\$	7.00
at least ...	\$	75.00	but no more than ...	\$	79.99	then the rebate per ton is ...	\$	7.50
at least ...	\$	80.00	but no more than ...	\$	84.99	then the rebate per ton is ...	\$	8.00
at least ...	\$	85.00	but no more than ...	\$	89.99	then the rebate per ton is ...	\$	8.50
at least ...	\$	90.00	but no more than ...	\$	94.99	then the rebate per ton is ...	\$	12.00
at least ...	\$	95.00	but no more than ...	\$	99.99	then the rebate per ton is ...	\$	15.50
at least ...	\$	100.00	but no more than ...	\$	104.99	then the rebate per ton is ...	\$	19.00
at least ...	\$	105.00	but no more than ...	\$	109.99	then the rebate per ton is ...	\$	22.00
at least ...	\$	110.00	but no more than ...	\$	114.99	then the rebate per ton is ...	\$	25.00
at least ...	\$	115.00	but no more than ...	\$	119.99	then the rebate per ton is ...	\$	28.00
at least ...	\$	120.00	but no more than ...	\$	124.99	then the rebate per ton is ...	\$	31.00
at least ...	\$	125.00	but no more than ...	\$	129.99	then the rebate per ton is ...	\$	34.00
at least ...	\$	130.00	and above ...	\$		then the rebate per ton is ...	\$	37.00

I-3. SWALCO Executive Committee Position Openings in 2017

BACKGROUND: This spring four members of the Executive Committee will have expiring terms: John Wagener, Mike Ellis, John Norris and Nimrod Warda. All four members have expressed an interest in serving another 2-year term, but that does not preclude others from nominating themselves for consideration. The Executive Committee will also have one more seat opening up as Mayor Linda Soto is not running for re-election in April and so this March meeting will be her last as a member of the Executive Committee. We have valued Mayor Soto's commitment to SWALCO and our mission.

I will take nominations until June 1, 2017 for those that are interested in serving. If more than five members indicate interest in the five open positions we will need to vote for the top five candidates.

The Board of Directors will elect five members to the Executive Committee to fill these seats at its June 15, 2017 meeting.

ENCLOSED DOCUMENTS: None

STAFF: Walter Willis, Executive Director

I – 4. Project and Program Updates

BACKGROUND: The following are updates on several projects and programs we are currently working on:

1. Legislative efforts continue for the electronics issue and last week SWALCO received a copy of draft bill being supported by the manufacturers. This is significant in that this is the first time the manufacturers have put in writing what they are willing to do in IL. We have a meeting planned for March 8th with the stakeholder group and I will be able to update the EC on that meeting and what the bill is starting to look like for SWALCO and our program. We are tracking over 20 bills right now and again are facing a fight with another bill that intends to limit municipal franchising powers (SB 1807).
2. SWALCO staff are working on a flyer to boost participation in the food scrap programs here in Lake County by getting the word out before and during National Compost Awareness Week (May 7-13). Besides distributing the flyer we are considering working with Highwood and Lake Bluff to hold a media event at the Lake Bluff compost site during Compost Awareness Week, and highlight both of their groundbreaking programs and the other programs available in Lake County (i.e., the drop offs in Grayslake and Lake Barrington and the ride along programs in 12 other towns).
3. Negotiations continue with Groot/Waste Connections regarding designating its Round Lake Park Transfer Station and the Winnebago Landfill (located near Rockford) as “SWALCO designated pollution control facilities”, a provision most members have in their franchise hauling contracts. I met with Groot/Waste Connections on February 14th and we are now waiting for their attorneys to complete their review of the proposed host agreement.
4. Staff is working on several events this coming spring: 1) recycling event with Senator Bush and possibly holding her event in conjunction with Lindenhurst’s Earth Day event on April 22nd, 2) a shredding/electronics/latex paint collection event on May 20th along with Rep. Sente and the township, 3) the rain barrel and composter sale we hold each year with the Forest Preserve’s Native Plant sale on May 13th, and 4) the June 21 tire collection event that will be free for local governments bringing tires in and cost \$2 per tire for residents to participate. A flyer was already sent out about the tire event for local governments in the county, only government has its costs covered under the IEPA’s tire program.

ENCLOSED DOCUMENTS: None

STAFF: Walter Willis, Executive Director