



SOLID WASTE AGENCY OF LAKE COUNTY, IL

<i>Antioch</i>	<i>Highland Park</i>	<i>Lindenhurst</i>	<i>Third Lake</i>
<i>Bannockburn</i>	<i>Highwood</i>	<i>Long Grove</i>	<i>Tower Lakes</i>
<i>Beach Park</i>	<i>Island Lake</i>	<i>Mundelein</i>	<i>Vernon Hills</i>
<i>Deer Park</i>	<i>Kildeer</i>	<i>North Barrington</i>	<i>Volo</i>
<i>Deerfield</i>	<i>Lake Barrington</i>	<i>North Chicago</i>	<i>Wadsworth</i>
<i>Fox Lake</i>	<i>Lake Bluff</i>	<i>Park City</i>	<i>Wauconda</i>
<i>Grayslake</i>	<i>Lake County</i>	<i>Port Barrington</i>	<i>Waukegan</i>
<i>Great Lakes NTC</i>	<i>Lake Forest</i>	<i>Riverwoods</i>	<i>Winthrop Harbor</i>
<i>Green Oaks</i>	<i>Lake Villa</i>	<i>Round Lake</i>	<i>Zion</i>
<i>Gurnee</i>	<i>Lake Zurich</i>	<i>Round Lake Beach</i>	
<i>Hainesville</i>	<i>Libertyville</i>	<i>Round Lake Heights</i>	
<i>Hawthorn Woods</i>	<i>Lincolnshire</i>	<i>Round Lake Park</i>	

MEMORANDUM

To: Michael Talbett, Chairman, Executive Committee

From: Walter S. Willis, Executive Director *WSW*

Subject: March 2018 Meeting Notice Information

Date: March 8, 2018

Attached you will find the agenda for this month's meeting on March 15th, the minutes from the December 2017 meeting, and the referenced consent, action and information items.

Please let Amy Bartemio know if you will be attending, and what your lunch order is.

SOLID WASTE AGENCY OF LAKE COUNTY, IL
EXECUTIVE COMMITTEE
Thursday, March 15, 2018 12:00 pm
1311 N. Estes Street Gurnee, IL 60031

1. CALL TO ORDER Chairman Talbett
2. ROLL CALL Secretary
3. APPROVAL OF MINUTES
December 7, 2017
4. NEW AGENDA ITEMS
5. PUBLIC COMMENT ON AGENDA ITEMS
6. EXECUTIVE COMMITTEE ITEMS Chairman Talbett

Consent Item

1. Expenditure Reports (*December 2017 & January 2018*)

Action Items

1. Insurance Renewals (GL, Pollution, Automotive & Commercial Property) (E.F.P)

Information Items

1. HCW Collection Event Schedule FY2018
2. Executive Committee Position Openings in 2018
3. 4th Quarter 2017 Recycling and Per Ton Payment Report
4. Project and Program Updates







7. EXECUTIVE SESSION
8. ADJOURNMENT

SOLID WASTE AGENCY OF LAKE COUNTY (SWALCO)

EXECUTIVE COMMITTEE

SIGN IN SHEET

December 7, 2017

COMMUNITY	REPRESENTATIVE	TITLE
ELLIS	Mike Ellis	VILLAGE MANAGER
HEWITT	Mike Henry	PUBLIC WORKS DIRECTOR
MUETZ		VILLAGE ADMINISTRATOR
NORRIS		MAYOR
ROTHING		VILLAGE PRESIDENT
TALBETT		VILLAGE ADMINISTRATOR
WAGENER		TRUSTEE
WARDA		SENIOR PLANNER
WERFEL		LAKE COUNTY BOARD
RYBACK		SWALCO BOD CHAIRMAN

		SWALCO EXECUTIVE BOARD VOTING RECORD/12.07.17							
REPRESENTATIVE		Consent; expenses for Sept & Oct 2017							
Attendance		A	N	A	N	A	N	A	N
MIKE ELLIS	✓	✓							
MIKE HEWITT	✓	✓							
PATRICK MUETZ	✓	✓							
JOHN NORRIS	✓	✓							
BUD ROTHING	—	—							
MICHAEL TALBETT	✓	✓							
JOHN WAGENER	✓	✓							
NIMROD WARDA	—	—							
JEFF WERFEL	—	—							

(6) (6)

Jeff Werfel arrived @ 12:08 pm

PUBLIC SIGN-IN SHEET

(Executive Committee Meeting)

Name

Address

Representing

none

Date: 12/07/17



SOLID WASTE AGENCY OF LAKE COUNTY, IL

MINUTES

SOLID WASTE AGENCY OF LAKE COUNTY, IL EXECUTIVE COMMITTEE

Thursday, December 15, 2016 12:00 am
1311 N. ESTES STREET, GURNEE, IL 60031

CALL TO ORDER

Chairman Talbett called the meeting to order at 12:02 am with 5 members present.

APPROVAL OF MINUTES

Motion by *John Norris* seconded by *Pat Muetz* to approve the Executive meeting minutes of 10.05.16

Motion by *John Norris* seconded by *Linda Soto* to approve the Legislative meeting minutes of 10.05.16

Motion was unanimously approved.

NEW AGENDA ITEMS

PUBLIC COMMENT - *None*

EXECUTIVE COMMITTEE ITEMS – *None*

CONSENT ITEM

Expenditure Reports (October & November 2016).

Motion by *Michael Talbett*, seconded by *Frank Rothing*.

Motion was approved.

ACTION ITEMS

1. Proposed Contract with Strategic Advocacy Group

Walter Willis presented a revised proposed contract from Strategic Advocacy Group. Given that SWALCO had originally hired Kip Kolkmeier now retired, there was concern about whether to continue on with Mike Grady or not for the second year of the two year contract we entered into in 2015. A meeting with Mike Grady was held on October 26, 2016 with John Norris (Legislative Committee Chair), Michael Talbett and Glenn Ryback. After that meeting it was agreed that Mike Grady should be recommended to continue on as SWALCO's lobbyist for the second year of the contract. Strategic agreed to lower its fee for next year from \$37,750 to \$24,000.

Motion by *Linda Soto*, seconded by *Frank Rothing* to approve the contract with Strategic Advocacy Group for lobbying services from December 1, 2016 through November 30, 2017 and will be presented to full board in January 2017 for approval.

Motion was approved on a roll call vote of 5 to 0.

2. Proposed Agreement with Epaint Recycling Solutions

Walter Willis presented a proposed agreement from Epaint Recycling Solutions.

Epaint is agreeing to provide the labor and equipment to operate collection events, and SWALCO would work with its members to find the collection sites and help with marketing the event. The collection events would require residents to pay a fee for recycling the paint, costs would be \$1 for a quart, \$3 for a gallon and \$10 for a 5-gallon bucket; Epaint would share 25% of the cash proceeds with SWALCO.

Motion by *Frank Rothing*, seconded by *Pat Muetz* to approve a two-year agreement with Epaint Recycling Solutions to work jointly with SWALCO and its members to provide collection events for latex paint and will be presented to full board in January 2017 for approval.

Motion was approved on a roll call vote of 5 to 0.

INFORMATION ITEMS

1. Project and Program Updates – *Brief Updates Given by Walter Willis*

Walter Willis provided summaries and updates regarding several projects and programs we are currently working on:

- Legislative efforts continue for the electronics issue. A stakeholder negotiation meeting was held on November 15, 2016 and progress was made with an agreement at the end of the meeting to draft a bill. Walter Willis volunteered to write the bill and completed that task in early December. A draft has been sent to the manufacturers and the goal is to have a bill ready for the lame duck session on January 9 and 10, 2017. The bill would require that Lake County get 7 permanent collection sites (with local government sites given preference if we choose to operate them, if not the manufacturers are required to find the collection sites) and that collection sites could receive a grant from the IEPA (that SWALCO would administer) of 5 cents per pound collected. Assuming we collect 4 million pounds that would result in grant funding of \$200,000 the sites would share based on pounds received minus 10% for SWALCO's costs to administer the grant program.
- Pete Adrian and I met with WMRA again on November 11, 2016 to continue negotiations on amending the 2008 IPF Agreement. We have another meeting scheduled for January 5th and hope to resolve the outstanding issues and have an amendment ready for Board action at the January 19, 2017 BOD meeting.
- Negotiations continue with Groot regarding designating its Round Lake Park Transfer Station as a "SWALCO designated pollution control facility", a provision most members have in their franchise hauling contracts. Ultimately a host agreement is envisioned being entered into with Groot and the landfill Lake County's waste is taken to, the Winnebago Landfill owned and operated by Waste Connections (a publicly traded company). Approval of a host agreement would then make the transfer station and landfill "SWALCO designated" and would be listed in all future RFP's developed by the agency when assisting its members. The goal is to have the host agreement ready for the Board to take action on at the January 19, 2017 meeting.
- Staff is working with Wipeco/Chicago Textile Recycling to modify language in the amendment the Board approved at its October 20, 2016 meeting, per the request of Wipeco. This language should be ready for the Board to take action on at its January 19, 2017 meeting.
- Staff is in discussions with Vintage Tech (provided escrap services to the Agency this year through May) to enter into a contract with them for 2017 to provide electronics processing services. While we plan to keep ERI under contract and leave all existing sites with them, we are looking at opening new sites or holding one day events with the assistance of Vintage Tech. Having more than one vendor under contract also provides an additional safety net for the Agency in case something unexpected happens with a vendor.
- In cooperation with Seven Generations Ahead, and the IL Food Scrap Coalition, a forum was held at the College of Lake County on November 10th regarding food scrap collection (the ride along programs and year round programs) and compost site regulations. Over 50 people attended the forum showing the continued and growing interest in diverting food scraps from the landfill.
- U.S. Senator Dick Durbin attended the SWALCO pharmaceutical collection event on October 27, 2016. He was able to see the volume of material brought to us that day by local law enforcement, and actually helped destroy some of the controlled substances. It was an honor to have a U.S. Senator visit our site and show interest in the Lake County program. Senator Durbin has proposed legislation to help address the opioid issue and we look forward to continued dialogue with the Senator on a possible national collection program.

EXECUTIVE SESSION: None

NEXT EXECUTIVE COMMITTEE MEETING: Thursday February 16, 2017 - 12:00 p.m.

NEXT BOARD MEETING: Thursday, January 19, 2017 - 7:00 p.m. Hainesville Village Hall, 100 N. Hainesville Road, Hainesville, IL 60030

ADJOURNMENT (12:55 p.m.): Motion by *John Norris*, seconded by *Frank Rothing* to adjourn.
Motion was approved.

Consent - 1. Expenditure Approval

ISSUE: Approve Expenditures

RECOMMENDATION: We recommend approval

TIMING: Routine

BACKGROUND: The Board of Directors authorized the Executive Director to pay expenditures under \$20,000. The Executive Director submits the monthly expenditures to the Board for approval.

The total for Administration \$59,700.72; Education \$ 100.00 Household Chemical Waste \$ 4,644.40; Recycling \$ 0.00 ***Total expenditures for December 2017 - \$64,445.12***

The total for Administration \$62,391.48; Education \$ 0.00 Household Chemical Waste \$7,624.54; Recycling \$ 0.00 ***Total expenditures for January 2018 - \$70,016.02***

ENCLOSED DOCUMENTS: Account Analysis Report

STAFF: Walter Willis, Executive Director
Amy Bartemio, Executive Office Manager

SWALCO - DECEMBER 2017 EXPENDITURE REPORT

SWALCO \- Solid Waste Prog-SWALCO Administration-Regular Salaries And Wages----			
Budget Amount:	380,342.040	Funds Available:	336,923.84
		Beginning Balance for Period	0.00
		Total Expenditures	43,418.20
		Ending Balance for Period	43,418.20

SWALCO \- Solid Waste Prog-SWALCO Administration-Part Time Salaries And Wages----			
Budget Amount:	52,040.04	Funds Available:	48,284.58
		Beginning Balance for Period	0.00
		Total Expenditures	3,755.46
		Ending Balance for Period	3,755.46

SWALCO \- Solid Waste Prog-SWALCO Administration-Special Pay----			
Budget Amount:	17,100.00	Funds Available:	15,223.86
		Beginning Balance for Period	0.00
		Total Expenditures	1,876.14
		Ending Balance for Period	1,876.14

SWALCO \- Solid Waste Prog-SWALCO Administration-Office Supplies----			
Budget Amount:	1,250.00	Funds Available:	1,201.00
		Beginning Balance for Period	0.00
		Total Expenditures	49.00
		Ending Balance for Period	49.00

SWALCO \- Solid Waste Prog-SWALCO Administration-Food and Provisions----			
Budget Amount:	1,750.00	Funds Available:	1,541.65
		Beginning Balance for Period	0.00
		Total Expenditures	208.35
		Ending Balance for Period	208.35

SWALCO \- Solid Waste Prog-SWALCO Administration-Trips And Training----			
Budget Amount:	8,400.00	Funds Available:	8,390.00
		Beginning Balance for Period	0.00
		Total Expenditures	10.00
		Ending Balance for Period	10.00

SWALCO \- Solid Waste Prog-SWALCO Administration-Telephone----			
Budget Amount:	6,100.00	Funds Available:	5,634.16
		Beginning Balance for Period	0.00
		Total Expenditures	465.84
		Ending Balance for Period	465.84

SWALCO \- Solid Waste Prog-SWALCO Administration-Cell Phone Allowance----			
Budget Amount:	660.00	Funds Available:	605.00
		Beginning Balance for Period	0.00
		Total Expenditures	55.00
		Ending Balance for Period	55.00

SWALCO \- Solid Waste Prog-SWALCO Administration-Office Equipment Maint----			
Budget Amount:	1,300.00	Funds Available:	1,114.00
		Beginning Balance for Period	0.00
		Total Expenditures	186.00
		Ending Balance for Period	186.00

SWALCO \- Solid Waste Prog-SWALCO Administration-Equip Rental----					
Budget	3,700.00	Funds	1.56	Beginning Balance for Period	0.00
Amount:		Available:			
				Total Expenditures	334.37
				Ending Balance for Period	334.37

SWALCO \- Solid Waste Prog-SWALCO Administration-H/L/D Employee Benefits----					
Budget	75,155.96	Funds	68,892.72	Beginning Balance for Period	0.00
Amount:		Available:			
				Total Expenditures	6,263.24
				Ending Balance for Period	6,263.24

SWALCO \- Solid Waste Prog-SWALCO Administration-Retirement Benefits/FICA----					
Budget	33,076.98	Funds	30,556.03	Beginning Balance for Period	0.00
Amount:		Available:			
				Total Expenditures	2,520.95
				Ending Balance for Period	2,520.95

SWALCO \- Solid Waste Prog-SWALCO Administration-Retirement Benefits/IMRF----					
Budget	3,415.99	Funds	3,027.82	Beginning Balance for Period	0.00
Amount:		Available:			
				Total Expenditures	388.17
				Ending Balance for Period	388.17

SWALCO \- Solid Waste Prog-Administration-Miscell Contractual Services----					
Budget Amount:	11,250.00	Funds Available:	2,150.00	Beginning Balance for Period	0.00
				Total Expenditures	170.00
				Ending Balance for Period	170.00

SWALCO \- Solid Waste Prog-Education-Advertising----			
Budget	2,650.00	Funds	2,550.00
Amount:		Available:	
		Beginning Balance for Period	0.00
		Total Expenditures	100.00
		Ending Balance for Period	100.00

SWALCO \- Solid Waste Prog-Household Hazard Waste-Operational Supplies----					
Budget	15,000.00	Funds	10,000.00	Beginning Balance for Period	0.00
Amount:		Available:			
				Total Expenditures	237.92
				Ending Balance for Period	237.92

SWALCO \- Solid Waste Prog-Household Hazard Waste-Consultants----					
Budget Amount:	151,900.00	Funds Available:	116,881.83	Beginning Balance for Period	0.00
				Total Expenditures	3,443.17
				Ending Balance for Period	3,443.17

SWALCO \- Solid Waste Prog-Household Hazard Waste-Garbage Disposal----					
Budget Amount:	8,900.00	Funds Available:	6,890.57	Beginning Balance for Period	0.00
				Total Expenditures	166.26
				Ending Balance for Period	166.26

SWALCO \- Solid Waste Prog-Household Hazard Waste-All Other Maintenance----					
Budget	17,750.00	Funds	16,952.95	Beginning Balance for Period	0.00
Amount:		Available:			
				Total Expenditures	797.05
				Ending Balance for Period	797.05

TOTAL EXPENDITURES \$ 64,445.12

SWALCO - JANUARY 2018 EXPENDITURE REPORT

SWALCO \- Solid Waste Prog-SWALCO Administration-Regular Salaries And Wages----			
Budget Amount:	380,342.040	Funds Available:	307,838.64
		Beginning Balance for Period	43,418.20
		Total Expenditures	29,085.20
		Ending Balance for Period	72,503.40

SWALCO \- Solid Waste Prog-SWALCO Administration-Part Time Salaries And Wages----			
Budget Amount:	52,040.04	Funds Available:	44,295.25
		Beginning Balance for Period	3,755.46
		Total Expenditures	3,359.33
		Ending Balance for Period	7,114.79

SWALCO \- Solid Waste Prog-SWALCO Administration-Special Pay----			
Budget Amount:	17,100.00	Funds Available:	13,973.10
		Beginning Balance for Period	1,876.14
		Total Expenditures	1,250.76
		Ending Balance for Period	3,126.90

SWALCO \- Solid Waste Prog-SWALCO Administration-Office Supplies----			
Budget Amount:	1,250.00	Funds Available:	1,063.55
		Beginning Balance for Period	49.00
		Total Expenditures	137.45
		Ending Balance for Period	186.45

SWALCO \- Solid Waste Prog-SWALCO Administration-Consultants----			
Budget Amount:	48,000.00	Funds Available:	20,000.00
		Beginning Balance for Period	0.00
		Total Expenditures	14,000.00
		Ending Balance for Period	14,000.00

SWALCO \- Solid Waste Prog-SWALCO Administration-Trips And Training----			
Budget Amount:	8,400.00	Funds Available:	8,377.39
		Beginning Balance for Period	10.00
		Total Expenditures	12.61
		Ending Balance for Period	22.61

SWALCO \- Solid Waste Prog-SWALCO Administration-Dues And Subscriptions----			
Budget Amount:	6,500.00	Funds Available:	6,345.33
		Beginning Balance for Period	0.00
		Total Expenditures	154.67
		Ending Balance for Period	154.67

SWALCO \- Solid Waste Prog-SWALCO Administration-Gas for Heating----			
Budget Amount:	14,000.00	Funds Available:	11,365.33
		Beginning Balance for Period	0.00
		Total Expenditures	2,634.67
		Ending Balance for Period	2,634.67

SWALCO \- Solid Waste Prog-SWALCO Administration-Telephone----			
Budget Amount:	6,100.00	Funds Available:	5,164.06
		Beginning Balance for Period	465.84
		Total Expenditures	470.10
		Ending Balance for Period	935.94

SWALCO \- Solid Waste Prog-SWALCO Administration-Cell Phone Allowance----					
Budget	660.00	Funds	550.00	Beginning Balance for Period	55.00
Amount:		Available:			
				Total Expenditures	55.00
				Ending Balance for Period	110.00

SWALCO \- Solid Waste Prog-SWALCO Administration-Equip Rental----					
Budget	3,700.00	Funds	1.56	Beginning Balance for Period	334.37
Amount:		Available:			
				Total Expenditures	172.37
				Ending Balance for Period	506.74

SWALCO \- Solid Waste Prog-SWALCO Administration-H/L/D Employee Benefits----					
Budget	75,155.96	Funds	62,493.00	Beginning Balance for Period	6,263.24
Amount:		Available:			
				Total Expenditures	6,399.72
				Ending Balance for Period	12,662.96

SWALCO \- Solid Waste Prog-SWALCO Administration-Retirement Benefits/FICA----					
Budget	33,076.98	Funds	28,075.27	Beginning Balance for Period	2,520.95
Amount:		Available:			
				Total Expenditures	2,480.76
				Ending Balance for Period	5,001.71

SWALCO \- Solid Waste Prog-SWALCO Administration-Retirement Benefits/IMRF----					
Budget	3,415.99	Funds	2,763.96	Beginning Balance for Period	388.17
Amount:		Available:			
				Total Expenditures	263.86
				Ending Balance for Period	652.03

SWALCO \- Solid Waste Prog-SWALCO Administration-Miscell Contingency-----					
Budget	2,000.00	Funds	1,305.02	Beginning Balance for Period	0.00
Amount:		Available:			
				Total Expenditures	694.98
				Ending Balance for Period	694.98

SWALCO \- Solid Waste Prog-Administration-Miscell Contractual Services----					
Budget	11,250.00	Funds	2,150.00	Beginning Balance for Period	170.00
Amount:		Available:			
				Total Expenditures	1,220.00
				Ending Balance for Period	1,390.00

SWALCO \- Solid Waste Prog-Household Hazard Waste-Operational Supplies----					
Budget	15,000.00	Funds	10,000.00	Beginning Balance for Period	237.92
Amount:		Available:			
				Total Expenditures	409.79
				Ending Balance for Period	647.71

SWALCO \- Solid Waste Prog-Household Hazard Waste-Consultants----					
Budget	151,900.00	Funds	116,824.47	Beginning Balance for Period	3,443.17
Amount:		Available:			
				Total Expenditures	6,152.36
				Ending Balance for Period	9,595.53

SWALCO \- Solid Waste Prog-Household Hazard Waste-Garbage Disposal----					
Budget	8,900.00	Funds	6,890.57	Beginning Balance for Period	166.26
Amount:		Available:			
				Total Expenditures	166.26
				Ending Balance for Period	332.52

SWALCO \- Solid Waste Prog-Household Hazard Waste-All Other Maintenance----					
Budget	17,750.00	Funds	12,823.98	Beginning Balance for Period	797.05
Amount:		Available:			
				Total Expenditures	896.13
				Ending Balance for Period	1,693.18

TOTAL EXPENDITURES \$ 70,016.02

I – 1. HCW Collection Event Schedule - FY 2018

BACKGROUND: Enclosed is the proposed Household Chemical Waste (HCW) collection schedule for fiscal year 2018. SWALCO's FY 2018 budget provides funding for twenty-eight (28) Household Chemical Waste (HCW) collection events (23 public drop-off events, 5 mobile events) and six (6) pharmaceutical collection events.

This schedule was developed based upon:

- SWALCO's HCW budget – FY 2018.
- Our Labor/Transportation Contract with Veolia Environmental Services.
- The current IEPA Intergovernmental agreement.

Based on recent conversations with representatives of the IEPA the concerns that they were going to impose a financial cap to the State's HCW Program have been somewhat muted. As in year's past funding for the Program remains at the mercy of the Governor's office and always "subject to appropriation of funds".

The public drop-off events (at our Gurnee facility) are held all year round on the second Saturday and fourth Monday of each month (except for December). The mobile events are onetime events (held on Saturdays) starting up in April and concluding in October. The pharmaceutical collection events, which are not open to the public, are held every other month at our Gurnee facility.

The dates for the public drop-off events are set and ready for your advertisement. The mobile events are in the process of being scheduled. Mobile events are not confirmed and made ready for advertisement until 45 days prior to the proposed date(s).

Staff has already reached out to the municipalities of Round Lake Beach, Vernon Hills and Wauconda to gauge their interest in hosting an event this year. We are awaiting responses back from them as they talk internally and check their calendars for potential conflicts etc. Once confirmations are received for the mobile events we will notify our members so you can update your websites, email lists and start the advertising process.

Unless otherwise informed, staff will move forward with finalizing plans for the events listed on the enclosed HCW Collection Event Schedule.

ENCLOSED DOCUMENTS: Proposed HCW Collection Event Schedule – FY 2018

STAFF: Steve Nelson, Household Chemical Waste Engineer

SWALCO

HCW Collection Event Schedule

FY 2018

December 2017						
Su	M	Tu	W	Th	F	Sa
					1	2
3	4	5	6	7	8	9
10	11	12	13	14	15	16
17	18	19	20	21	22	23
24	25	26	27	28	29	30

January 2018						
Su	M	Tu	W	Th	F	Sa
	1	2	3	4	5	6
7	8	9	10	11	12	13
14	15	16	17	18	19	20
21	22	23	24	25	26	27
28	29	30	31			

February 2018						
Su	M	Tu	W	Th	F	Sa
				1	2	3
4	5	6	7	8	9	10
11	12	13	14	15	16	17
18	19	20	21	22	23	24
25	26	27	28			

March 2018						
Su	M	Tu	W	Th	F	Sa
				1	2	3
4	5	6	7	8	9	10
11	12	13	14	15	16	17
18	19	20	21	22	23	24
25	26	27	28	29	30	31

April 2018						
Su	M	Tu	W	Th	F	Sa
1	2	3	4	5	6	7
8	9	10	11	12	13	14
15	16	17	18	19	20	21
22	23	24	25	26	27	28
29	30					

May 2018						
Su	M	Tu	W	Th	F	Sa
		1	2	3	4	5
6	7	8	9	10	11	12
13	14	15	16	17	18	19
20	21	22	23	24	25	26
27	28	29	30	31		

June 2018						
Su	M	Tu	W	Th	F	Sa
					1	2
3	4	5	6	7	8	9
10	11	12	13	14	15	16
17	18	19	20	21	22	23
24	25	26	27	28	29	30

July 2018						
Su	M	Tu	W	Th	F	Sa
1	2	3	4	5	6	7
8	9	10	11	12	13	14
15	16	17	18	19	20	21
22	23	24	25	26	27	28
29	30	31				

August 2018						
Su	M	Tu	W	Th	F	Sa
			1	2	3	4
5	6	7	8	9	10	11
12	13	14	15	16	17	18
19	20	21	22	23	24	25
26	27	28	29	30	31	

September 2018						
Su	M	Tu	W	Th	F	Sa
						1
2	3	4	5	6	7	8
9	10	11	12	13	14	15
16	17	18	19	20	21	22
23	24	25	26	27	28	29
30						

October 2018						
Su	M	Tu	W	Th	F	Sa
	1	2	3	4	5	6
7	8	9	10	11	12	13
14	15	16	17	18	19	20
21	22	23	24	25	26	27
28	29	30	31			

November 2018						
Su	M	Tu	W	Th	F	Sa
				1	2	3
4	5	6	7	8	9	10
11	12	13	14	15	16	17
18	19	20	21	22	23	24
25	26	27	28	29	30	

Collection Event Types

(23) Public Drop-off Events

(5) Mobile Events

(6) Pharma Events

Proposed Mobile Event Municipalities

RL Beach - April

Vernon Hills - May

Wauconda - June

Lake Forest - Sept.

Mundelein - Oct.

I-2. SWALCO Executive Committee Position Openings in 2018

BACKGROUND: This spring four members of the Executive Committee will have expiring terms: Michael Talbett, Mike Hewitt, Bud Rothing and Pat Muetz.

An announcement will be made at the April Board of Directors meeting about the expiring terms and nominations will be accepted until May 25, 2018 for those that are interested in serving. If more than four members indicate interest in the four open positions we will need to vote for the top four candidates.

The Board of Directors will elect members to the Executive Committee to fill these seats at its June 7, 2018 meeting.

ENCLOSED DOCUMENTS: None

STAFF: Walter Willis, Executive Director

I-3. 4th Quarter 2017 Recycling and Per Ton Payment Report

BACKGROUND: Attached are the reported tabulations of curbside recyclable material tonnage, by member community, for the fourth quarter of 2017. Tonnage totals are reported both by month and quarter for the calendar year. The information is provided by the waste hauling companies servicing customers in Lake County.

2015 and 2016 tonnage figures are also listed for comparison purposes. In 2017, 60,979 tons of recyclables were collected from Lake County communities. Compared to the previous year's 57,230 tons collected, Lake County communities have experienced over a 6% increase in the volume of recycling collected.

The overall waste disposal rates for our communities nearly paralleled the recycling volumes reflecting an increase of 6.5% over what was collected in 2016. Historical trends in collected volumes of both recycling and waste are illustrated in the attached graph titled Waste and Recycling Comparison 2015 – 2017.

The overall volume of recyclables that were directed to WMRA by Agency members totaled 47,103.86 tons. Within the SWALCO agreement with WMRA, a \$6 per ton bonus would be paid to the Agency for every ton in excess of 42,000 tons for the year. Therefore, the Agency has also received a bonus payment of \$30,623.16 for the additional 5,103.86 tons directed for the year. A summary of all revenues and payments to members is illustrated in the attached 2017 Per Ton Payment Summary table.

Market values of most recyclable materials dropped significantly during the fourth quarter causing the per ton rebate to drop to zero for the quarter. This drop in the value of the commodities is directly linked to the volatility caused by China's ongoing move to control the volume and quality of scrap materials it receives. China's effort is known as Operation National Sword and took effect in July of 2017. For now, it appears that Southeast Asia has taken up a considerable volume of the scrap plastic shipping from North America and Europe. Paper markets appear to be more vulnerable due to the limited number of international mills outside of China. This has led to domestic overcapacity which continues erode the value of scrap paper.

ENCLOSED DOCUMENTS: Municipal Summary Q4 2017 Recycling Volumes; Municipal Summary Q4 2017 Waste Disposal Volumes; Waste and Recycling Comparison Table 2015 – 2017; Calculation for SWALCO Contract Rebate Q4 2017; SWALCO Members Per Ton Payment Summary 2017

STAFF: Peter Adrian, Recycling Coordinator.


**Solid Waste Agency of Lake County
Municipal Recycling Summary
4th Quarter 2017
(as reported by haulers)**

MUNICIPALITY	SERVICE PROVIDER	Oct 2017	Nov 2017	Dec 2017	4th Qtr 2017 TOTAL	3rd Qtr 2017 TOTAL	2nd Qtr 2017 TOTAL	1st Qtr 2017 TOTAL	2017 TOTAL	2016 TOTAL	2015 TOTAL
ANTIOCH	Groot Industries	108.73	142.80	117.19	368.72	364.88	381.79	325.57	1,441	1,412	363
ANTIOCH	Waste Management, Inc. Antioch										810
ANTIOCH	TOTAL	108.73	142.80	117.19	368.72	364.88	381.79	325.57	1,441	1,412	1,173
BANNOCKBURN	Lakeshore Recycling Systems	9.06	9.69	6.72	25.47	25.97	22.08	22.58	96	134	111
BEACH PARK	Advanced Disposal Services. Waukegan	69.23	74.93	73.33	217.49	265.62	252.31	211.37	947	1,101	909
DEERFIELD	Waste Management, Inc. Wheeling	202.90	216.37	178.84	598.11	553.77	586.95	546.48	2,285	2,321	2,431
DEER PARK	Groot Industries	36.29	32.58	32.13	101.00	92.34	95.64	91.98	381	367	422
FOX LAKE	Waste Management, Inc. Antioch	92.56	96.25	102.21	291.02	302.09	283.99	266.55	1,144	641	757
GRAYSLAKE	Waste Management, Inc. Antioch	155.81	162.03	172.06	489.90	511.69	486.83	456.93	1,945	1,607	1,899
GRAYSLAKE Drop-Off	Waste Management, Inc. Antioch	7.79	7.20	7.24	22.23	22.33	23.40	19.80	88	91	75
GRAYSLAKE	TOTAL	163.60	169.23	179.30	512.13	534.02	510.23	476.73	2,033	1,698	1,974
GREEN OAKS	Groot Industries	46.13	48.22	45.02	139.37	131.99	115.45	119.21	506	518	493
GURNEE	Waste Management, Inc. Antioch	214.03	222.57	236.35	672.95	705.56	676.06	634.64	2,689	2,101	2,479
HAINESVILLE	Advanced Disposal Services. Waukegan	25.07	23.84	26.40	75.31	73.34	77.92	70.98	298	297	272
HAWTHORN WOODS	Waste Management, Inc. Wheeling	86.52	99.93	114.39	300.84	267.98	289.74	258.75	1,117	1,109	1,243
HIGHLAND PARK	Lakeshore Recycling Systems	374.95	382.72	345.09	1,102.76	1,089.78	1,145.07	954.73	4,292	4,505	4,637
HIGHWOOD	Advanced Disposal Services. Northbrook						36.00	103.16	139	508	441
HIGHWOOD	Lakeshore Recycling Systems	43.70	56.25	37.62	137.57	126.74	93.33		358		
HIGHWOOD	TOTAL	43.70	56.25	37.62	137.57	126.74	129.33	103.16	497	508	441
ISLAND LAKE	Waste Management, Inc. Antioch							204.46	204	175	846
ISLAND LAKE	Praireland Disposal & Recycling Services	45.29	68.37	61.71	175.37	212.65	226.31		614	600	
ISLAND LAKE	TOTAL	45.29	68.37	61.71	175.37	212.65	226.31	204.46	819	775	846
KILDEER	Waste Management, Inc. Wheeling	42.66	57.07	58.90	158.63	134.38	143.59	127.56	564	588	596
LAKE BARRINGTON	Waste Management, Inc. Antioch	49.37	51.34	54.51	155.22	163.40	157.77	148.08	624	489	578
LAKE BLUFF	Groot Industries	78.78	71.97	65.88	216.63	217.93	233.69	193.97	862	906	923
LAKE BLUFF Drop-Off	Groot Industries	6.08	4.83	5.39	16.30	20.14	16.27	14.55	67	62	68
LAKE BLUFF	TOTAL	84.86	76.80	71.27	232.93	238.07	249.96	208.52	929	968	991
LAKE FOREST	Municipal Collection	268.02	255.87	302.75	826.64	748.31	794.05	662.87	3,032	3,043	3,064
LAKE VILLA	Waste Management, Inc. Antioch	51.37	53.42	56.73	161.52	169.34	162.28	152.31	645	476	564
LAKE ZURICH	Waste Management, Inc. Wheeling	181.04	202.86	171.56	555.46	488.04	571.94	528.90	2,144	2,284	2,536
LIBERTYVILLE	Groot Industries	186.35	198.86	211.85	597.06	580.54	578.43	527.32	2,283	2,371	2,347
LINCOLNSHIRE	Waste Management, Inc. Wheeling	65.72	86.45	79.21	231.38	213.67	224.30	196.42	866	872	852
LINDENHURST	Groot Industries	134.47	125.87	118.30	378.64	386.31	387.65	351.89	1,504	1,545	1,584
LONG GROVE	Waste Management, Inc. Wheeling	87.92	88.20	90.66	266.78	236.49	292.05	235.18	1,031	1,036	1,109
MUNDELEIN	Groot Industries	241.32	269.97	273.92	785.21	760.90	749.54	668.01	2,964	2,923	2,931
NORTH BARRINGTON	Waste Management, Inc. Antioch										288
NORTH BARRINGTON	Praireland Disposal & Recycling Services	45.29	48.98	48.98	143.25	109.57	123.26	132.73	509	481	148
NORTH BARRINGTON	TOTAL	45.29	48.98	48.98	143.25	109.57	123.26	132.73	509	481	436
NORTH CHICAGO	Advanced Disposal Services. Waukegan	61.00	60.20	60.05	181.25	189.64	105.72	109.55	586	457	369
GLNTC Housing	Advanced Disposal Services. Waukegan	34.41	35.00	33.16	102.57	129.64	145.35	119.16	497	501	388
PARK CITY	Groot Industries	12.64	9.00	8.63	30.27	38.62	33.53	26.74	129	118	111
PORT BARRINGTON	Waste Management, Inc. Antioch										70
PORT BARRINGTON	Praireland Disposal & Recycling Services	13.05	17.97	16.99	48.01	42.23	47.17	36.88	174	234	88
PORT BARRINGTON	TOTAL	13.05	17.97	16.99	48.01	42.23	47.17	36.88	174	234	158
RIVERWOODS	Lakeshore Recycling Systems	31.05	41.39	45.62	118.06	127.22	151.69	114.61	512	570	591
ROUND LAKE	Waste Management, Inc. Antioch	119.25	124.01	131.68	374.94	390.55	369.64	346.93	1,482	1,174	1,390
ROUND LAKE BEACH	Waste Management, Inc. Antioch	177.41	184.49	195.91	557.81	582.66	554.44	521.00	2,216	1,652	1,955
ROUND LAKE HEIGHTS	Groot Industries	9.96	14.50	19.73	44.19	53.06	53.74	43.49	194	213	196
ROUND LAKE PARK	Groot Industries	30.61	37.57	29.41	97.59	107.41	107.24	82.53	395	388	383
ROUND LAKE PARK	Praireland Disposal & Recycling Services	22.83	33.33	24.38	80.54	95.85	89.06	85.21	351	316	
ROUND LAKE PARK	Waste Management, Inc. Antioch										260
ROUND LAKE PARK	TOTAL	53.44	70.90	53.79	178.13	203.26	196.30	167.74	745	704	643
THIRD LAKE	Waste Management, Inc. Antioch	9.26	9.63	10.22	29.11	31.34	31.55	29.61	122	95	112
TOWER LAKES	Waste Management, Inc. Antioch										73
TOWER LAKES	Praireland Disposal & Recycling Services	8.71	12.27	15.22	36.20	28.10	33.07	39.22	137	175	46
TOWER LAKES	TOTAL	8.71	12.27	15.22	36.20	28.10	33.07	39.22	137	175	119
VERNON HILLS	Advanced Disposal Services. Waukegan	184.45	189.74	174.38	548.57	550.24	617.13	554.46	2,270	2,122	2,171
VOLO	Groot Industries	42.16	39.16	37.67	118.99	126.17	125.67	117.71	489	472	449
WADSWORTH	Groot Industries	14.95	20.36	14.86	50.17	45.85	49.06	59.79	205	275	269
WADSWORTH	Waste Management, Inc. Antioch	0.56	0.58	0.61	1.75	1.95	1.81	1.69	7	7	8
WADSWORTH	Lakes Disposal	14.95	20.36	14.86	50.17	6.49	6.20	5.91	69	29	32
WADSWORTH	Advanced Disposal Services. Waukegan	16.03	14.76	12.01	42.80	56.85	79.07	38.52	217	135	67
WADSWORTH	TOTAL	46.49	56.06	42.34	144.89	111.14	136.14	105.91	498	446	376
WAUCONDA	Waste Management, Inc. Antioch	78.68	81.82	86.88	247.38	215.67	247.92	232.70	944	808	956
WAUKEGAN	Advanced Disposal Services. Waukegan	455.92	449.46	469.40	1,374.78	1,469.62	1,371.99	1,234.59	5,451	5,342	4,720
WINTHROP HARBOR	Groot Industries	41.73	46.15	60.84	148.72	148.21	157.74	144.90	600	640	608
ZION	Advanced Disposal Services. Waukegan	97.05	97.21	93.23	287.49	353.58	340.21	342.83	1,324	1,334	1,381
LAKE COUNTY	Groot Industries	185.49	192.39	179.06	556.94	549.18	574.82	492.80	2,174	2,204	2,249
LAKE COUNTY	Advanced Disposal Services. Waukegan	32.53	37.31	33.69	103.53	113.90	151.58	48.68	418	227	142
LAKE COUNTY	Lakeshore Recycling Systems	9.93	12.55	10.42	32.90	25.05	29.60	23.71	111	101	40
LAKE COUNTY	Praireland Disposal & Recycling Services	37.69	31.19	29.83	98.71	94.65	88.02	99.20	381	420	373
LAKE COUNTY	Waste Management, Inc. Antioch	279.45	290.69	308.67	878.81	840.45	869.98	816.55	3,406	2,162	2,658
LAKE COUNTY	Waste Management, Inc. Wheeling	31.87	39.29	46.48	117.64	123.33	124.11	114.73	480	496	541
LAKE COUNTY	TOTAL	576.96	603.42	608.15	1,788.53	1,746.56	1,838.11	1,595.47	6,969	5,610	6,003
TOTALS		5,010.07	5,301.82	5,258.83	15,570.72	15,513.26	15,784.80	14,110.48	60,979	57,230	58,472

**Solid Waste Agency of Lake County
Municipal Waste Disposal Summary
4th Quarter 2017
(as reported by haulers)**

MUNICIPALITY	SERVICE PROVIDER	Oct 2017	Nov 2017	Dec 2017	4th Qtr 2017 TOTAL	3rd Qtr 2017 TOTAL	2nd Qtr 2017 TOTAL	1st Qtr 2017 TOTAL	2017 TOTAL	2016 TOTAL	2015 TOTAL
ANTIOCH	Groot Industries	320.95	451.95	321.94	1,094.84	1,151.22	1,202.71	949.92	4,398.69	4,296	1,046
ANTIOCH	Waste Management, Inc. Antioch										2,128
ANTIOCH	TOTAL	320.95	451.95	321.94	1,094.84	1,151.22	1,202.71	949.92	4,399	4,296	3,174
BANNOCKBURN	Lakeshore Recycling Systems	24.47	20.89	17.36	62.72	65.23	65.76	61.59	255	286	322
BEACH PARK	Advanced Disposal Services. Waukegan	355.39	352.57	356.79	1,064.75	1,148.38	1,222.63	970.40	4,406	4,895	4,443
DEERFIELD	Waste Management, Inc. Wheeling	455.49	461.94	367.69	1,285.12	1,398.05	1,348.21	1,155.80	5,187	5,063	4,955
DEER PARK	Groot Industries	112.69	104.40	85.40	302.49	313.48	318.10	253.07	1,187	1,145	1,169
FOX LAKE	Waste Management, Inc. Antioch	622.72	348.37	273.50	1,244.59	1,095.08	1,058.43	847.76	4,246	1,777	1,937
GRAYSLAKE	Waste Management, Inc. Antioch	543.25	576.42	460.39	1,580.06	1,856.12	1,814.45	1,453.32	6,704	4,087	4,467
GRAYSLAKE Drop-Off	Waste Management, Inc. Antioch	0.00	0.00	0.00	0.00	0.00	0.00	0.00	0	0	0
GRAYSLAKE	TOTAL	543.25	576.42	460.39	1,580.06	1,856.12	1,814.45	1,453.32	6,704	4,087	4,467
GREEN OAKS	Groot Industries	94.49	107.51	80.34	282.34	320.78	304.23	226.70	1,134	1,185	1,204
GURNEE	Waste Management, Inc. Antioch	746.24	805.54	632.42	2,184.20	2,560.34	2,520.09	2,018.50	9,283	5,296	5,784
HAINESVILLE	Advanced Disposal Services. Waukegan	88.80	95.76	90.03	274.59	245.07	252.94	168.39	941	998	852
HAWTHORN WOODS	Waste Management, Inc. Wheeling	237.64	252.54	221.76	711.94	701.98	480.06	599.75	2,494	2,645	2,696
HIGHLAND PARK	Lakeshore Recycling Systems	604.17	613.12	536.58	1,753.87	1,929.40	2,164.30	1,491.85	7,339	7,093	7,063
HIGHWOOD	Advanced Disposal Services. Northbrook						117.56	283.89	401	1,451	1,199
HIGHWOOD	Lakeshore Recycling Systems	78.58	99.11	72.72	250.41	272.00	182.76		705		
HIGHWOOD	TOTAL	78.58	99.11	72.72	250.41	272.00	300.32	283.89	1,107	1,451	1,199
ISLAND LAKE	Waste Management, Inc. Antioch									482	2,110
ISLAND LAKE	Praireland Disposal & Recycling Services	212.65	207.14	177.83	597.62	569.91	612.88	518.23	2,299	1,572	
ISLAND LAKE	TOTAL	212.65	207.14	177.83	597.62	569.91	612.88	518.23	2,299	2,054	2,110
KILDEER	Waste Management, Inc. Wheeling	105.94	154.45	106.43	366.82	321.24	338.69	297.34	1,324	1,473	1,355
LAKE BARRINGTON	Waste Management, Inc. Antioch	172.12	185.80	145.87	503.79	593.18	336.00	470.98	1,904	1,161	1,270
LAKE BLUFF	Groot Industries	158.53	133.70	114.54	406.77	395.23	407.89	341.14	1,551	1,521	1,466
LAKE BLUFF Drop-Off	Groot Industries	15.74	17.23	17.61	50.58	77.99	65.93	51.29	246	235	201
LAKE BLUFF	TOTAL	174.27	150.93	132.15	457.35	473.22	473.82	392.43	1,797	1,756	1,667
LAKE FOREST	Municipal Collection	646.43	600.05	550.15	1,796.63	2,009.60	1,824.21	1,520.91	7,151	6,961	6,824
LAKE VILLA	Waste Management, Inc. Antioch	179.11	193.34	151.79	524.24	614.53	334.40	484.44	1,958	975	1,068
LAKE ZURICH	Waste Management, Inc. Wheeling	501.21	605.03	494.20	1,600.44	1,530.67	1,610.69	1,355.85	6,098	5,941	5,903
LIBERTYVILLE	Groot Industries	420.70	467.31	391.03	1,279.04	1,787.80	1,291.49	1,059.50	5,418	4,850	4,634
LINCOLNSHIRE	Waste Management, Inc. Wheeling	137.97	216.49	135.31	489.77	522.06	567.39	424.06	2,003	1,997	2,091
LINDENHURST	Groot Industries	462.74	420.47	349.00	1,232.21	1,363.57	1,322.72	1,084.23	5,003	4,876	4,748
LONG GROVE	Waste Management, Inc. Wheeling	257.78	255.09	240.64	753.51	769.27	832.74	682.83	3,038	3,176	3,192
MUNDELEIN	Groot Industries	706.89	800.78	665.95	2,173.62	2,563.28	2,533.69	1,888.44	9,159	8,665	8,265
NORTH BARRINGTON	Waste Management, Inc. Antioch										911
NORTH BARRINGTON	Praireland Disposal & Recycling Services	114.14	132.58	100.15	346.87	336.53	258.63	303.96	1,246	1,126	360
NORTH BARRINGTON	TOTAL	114.14	132.58	100.15	346.87	336.53	258.63	303.96	1,246	1,126	1,271
NORTH CHICAGO	Advanced Disposal Services. Waukegan	370.33	366.96	356.89	1,094.18	1,270.92	1,277.42	1,105.44	4,748	4,871	4,454
GLNTC Housing	Advanced Disposal Services. Waukegan	55.00	52.39	57.56	164.95	328.01	220.82	164.99	879	1,009	803
PARK CITY	Groot Industries	25.59	26.16	22.86	74.61	90.92	93.37	86.85	346	368	366
PORT BARRINGTON	Waste Management, Inc. Antioch										263
PORT BARRINGTON	Praireland Disposal & Recycling Services	27.11	41.75	37.42	106.28	124.22	140.20	104.74	475	705	250
PORT BARRINGTON	TOTAL	27.11	41.75	37.42	106.28	124.22	140.20	104.74	475	705	513
RIVERWOODS	Lakeshore Recycling Systems	115.55	131.77	91.47	338.79	329.12	356.87	299.83	1,325	1,477	1,551
ROUND LAKE	Waste Management, Inc. Antioch	415.77	448.81	352.36	1,216.94	1,416.28	1,292.20	1,103.44	5,029	4,161	4,548
ROUND LAKE BEACH	Waste Management, Inc. Antioch	618.55	667.70	524.21	1,810.46	2,113.59	1,880.50	1,655.16	7,460	6,136	6,699
ROUND LAKE HEIGHTS	Groot Industries	62.15	66.67	74.84	203.66	234.03	221.48	189.17	848	1,402	811
ROUND LAKE PARK	Groot Industries	118.36	153.31	102.33	374.00	445.04	405.03	300.19	1,524	1,518	1,482
ROUND LAKE PARK	Praireland Disposal & Recycling Services	42.62	64.84	52.59	160.05	181.71	176.44	145.88	664	606	
ROUND LAKE PARK	Waste Management, Inc. Antioch										703
ROUND LAKE PARK	TOTAL	160.98	218.15	154.92	534.05	626.75	581.47	446.07	2,188	2,124	2,185
THIRD LAKE	Waste Management, Inc. Antioch	32.27	34.84	27.35	94.46	114.08	147.00	94.20	450	437	480
TOWER LAKES	Waste Management, Inc. Antioch										249
TOWER LAKES	Praireland Disposal & Recycling Services	31.47	45.06	42.12	118.65	74.89	90.50	91.32	375	400	100
TOWER LAKES	TOTAL	31.47	45.06	42.12	118.65	74.89	90.50	91.32	375	400	349
VERNON HILLS	Advanced Disposal Services. Waukegan	586.35	559.40	563.27	1,709.02	1,596.52	1,527.45	1,444.83	6,278	6,100	6,217
VOLO	Groot Industries	149.77	148.38	135.35	433.50	428.01	428.05	347.42	1,637	1,502	1,358
WADSWORTH	Groot Industries	46.83	68.25	60.43	175.51	192.05	200.13	184.84	753	882	891
WADSWORTH	Waste Management, Inc. Antioch	1.94	2.09	1.64	5.67	6.72	6.70	5.40	24	22	25
WADSWORTH	Lakes Disposal	46.83	68.25	60.43	175.51	206.60	208.80	207.77	238	84	84
WADSWORTH	Advanced Disposal Services. Waukegan	17.23	20.57	18.30	56.10	91.05	73.46	63.24	284	384	340
WADSWORTH	TOTAL	112.83	159.16	140.80	412.79	310.42	301.09	274.25	1,299	1,372	1,340
WAUCONDA	Waste Management, Inc. Antioch	274.31	296.11	232.48	802.90	940.28	839.90	740.12	3,323	2,722	2,888
WAUKEGAN	Advanced Disposal Services. Waukegan	1,926.63	1,937.78	1,922.32	5,786.73	6,441.48	5,723.65	5,047.07	22,999	22,185	21,872
WINTHROP HARBOR	Groot Industries	151.52	162.90	181.64	496.06	504.87	519.67	436.90	1,958	1,982	1,909
ZION	Advanced Disposal Services. Waukegan	751.87	727.30	733.38	2,212.55	2,376.88	2,077.38	2,129.16	8,796	8,442	7,522
LAKE COUNTY	Groot Industries	656.73	798.07	614.41	2,069.21	2,253.39	2,212.25	1,819.08	8,354	9,284	9,692
LAKE COUNTY	Advanced Disposal Services. Waukegan	62.42	67.17	61.69	191.28	269.43	290.88	243.09	995	1,210	1,103
LAKE COUNTY	Lakeshore Recycling Systems	40.98	39.29	30.10	110.37	107.29	107.28	92.32	417	366	111
LAKE COUNTY	Praireland Disposal & Recycling Services	110.12	100.02	99.00	309.14	277.24	250.22	264.04	1,101	1,155	292
LAKE COUNTY	Waste Management, Inc. Antioch	974.62	1,052.07	825.97	2,852.66	3,325.03	3,242.52	2,597.12	12,017	13,915	15,227
LAKE COUNTY	Waste Management, Inc. Wheeling	117.49	108.70	118.02	344.21	341.03	380.34	309.77	1,375	1,470	1,465
LAKE COUNTY	TOTAL	1,962.36	2,165.32	1,749.19	5,876.87	6,573.41	6,483.49	5,325.42	24,259	27,400	27,890
TOTALS		16,207.24	16,936.19	14,557.85	47,701.28	52,406.67	49,592.09	42,050.52	191,751	180,023	177,418

Lake County Residential Waste & Recycling Comparison 2015 - 2017



Q4 2017

Monthly per ton credit due to SIWA CO members

at least ...	\$	-	but no more than ...	then the rebate per ton is ...	\$	-
at least ...	\$	60.00	but no more than ...	then the rebate per ton is ...	\$	2.25
at least ...	\$	65.00	but no more than ...	then the rebate per ton is ...	\$	4.75
at least ...	\$	70.00	but no more than ...	then the rebate per ton is ...	\$	7.25
at least ...	\$	75.00	but no more than ...	then the rebate per ton is ...	\$	9.75
at least ...	\$	80.00	but no more than ...	then the rebate per ton is ...	\$	12.25
at least ...	\$	85.00	but no more than ...	then the rebate per ton is ...	\$	14.75
at least ...	\$	90.00	but no more than ...	then the rebate per ton is ...	\$	17.25
at least ...	\$	95.00	but no more than ...	then the rebate per ton is ...	\$	19.75
at least ...	\$	100.00	but no more than ...	then the rebate per ton is ...	\$	22.25
at least ...	\$	105.00	but no more than ...	then the rebate per ton is ...	\$	24.75
at least ...	\$	110.00	but no more than ...	then the rebate per ton is ...	\$	27.25
at least ...	\$	115.00	but no more than ...	then the rebate per ton is ...	\$	29.75
at least ...	\$	120.00	but no more than ...	then the rebate per ton is ...	\$	32.25
at least ...	\$	125.00	but no more than ...	then the rebate per ton is ...	\$	34.75
at least ...	\$	130.00	but no more than ...	then the rebate per ton is ...	\$	37.25

SWALCO PER TON PAYMENT SUMMARY
4th QUARTER 2017
(as reported by haulers)

Participating Members & Townships	4th Qtr. 2017 TONS TO WMRA			Tons Delivered to other MRF's	Total Tons Eligible For Payment	Total Per Ton Payment	Payment With County and SWALCO Portion
	Oct	Nov	Dec				
ANTIOCH	-	32.95	35.10	300.67	68.05	\$ -	\$ -
BANNOCKBURN	9.06	9.69	6.72		25.47	\$ -	\$ -
BEACH PARK	69.23	74.93	73.33		217.49	\$ -	\$ -
DEERFIELD	202.90	216.37	178.84		598.11	\$ -	\$ -
ELA TOWNSHIP	31.87	39.29	46.48		117.64	\$ -	\$ -
FOX LAKE	92.56	96.25	102.21		291.02	\$ -	\$ -
GRAYSLAKE	163.60	169.23	179.30		512.13	\$ -	\$ -
GREEN OAKS	22.09	23.63	22.56	71.09	68.28	\$ -	\$ -
GURNEE	214.03	222.57	236.35		672.95	\$ -	\$ -
HAINESVILLE	25.07	23.84	26.40		75.31	\$ -	\$ -
HAWTHORN WOODS	86.52	99.93	114.39		300.84	\$ -	\$ -
HIGHLAND PARK	374.95	382.72	345.09		1,102.76	\$ -	\$ -
HIGHWOOD	43.70	56.25	37.62		137.57	\$ -	\$ -
ISLAND LAKE	67.80	68.37	61.71		197.88	\$ -	\$ -
KILDEER	42.66	57.07	58.90		158.63	\$ -	\$ -
LAKE BARRINGTON	49.37	51.34	54.51		155.22	\$ -	\$ -
LAKE BLUFF	84.22	76.80	71.27	0.64	232.29	\$ -	\$ -
LAKE COUNTY					0.00	\$ -	\$ -
LAKE VILLA	51.37	53.42	56.73		161.52	\$ -	\$ -
LAKE ZURICH	181.04	202.86	171.56		555.46	\$ -	\$ -
LIBERTYVILLE	181.04	191.04	193.48	31.50	565.56	\$ -	\$ -
LINCOLNSHIRE	65.72	86.45	79.21		231.38	\$ -	\$ -
LINDENHURST	134.47	125.87	112.26	6.04	372.60	\$ -	\$ -
LONG GROVE	87.92	88.20	90.66		266.78	\$ -	\$ -
MUNDELEIN	33.04	87.72	101.00	563.45	221.76	\$ -	\$ -
NORTH BARRINGTON	45.29	48.98	48.98		143.25	\$ -	\$ -
NORTH CHICAGO	61.00	60.20	60.05		181.25	\$ -	\$ -
PARK CITY	-	-	-	30.27	0.00	\$ -	\$ -
PORT BARRINGTON	13.05	17.97	16.99		48.01	\$ -	\$ -
RIVERWOODS	31.05	41.39	45.62		118.06	\$ -	\$ -
ROUND LAKE	119.25	124.01	131.68		374.94	\$ -	\$ -
ROUND LAKE BEACH	177.41	184.49	195.91		557.81	\$ -	\$ -
ROUND LAKE HEIGHTS	8.76	14.50	16.01	4.92	39.27	\$ -	\$ -
ROUND LAKE PARK	53.44	70.90	53.79		178.13	\$ -	\$ -
THIRD LAKE	9.26	9.63	10.22		29.11	\$ -	\$ -
TOWER LAKES	8.71	12.27	15.22		36.20	\$ -	\$ -
VERNON HILLS	184.45	189.74	174.38		548.57	\$ -	\$ -
VOLO	-	3.69	-	115.30	3.69	\$ -	\$ -
WADSWORTH	33.41	37.60	29.45		100.46	\$ -	\$ -
WARREN TOWNSHIP	128.04	133.15	141.39		402.58	\$ -	\$ -
WAUKEGAN	455.92	449.46	469.40		1,374.78	\$ -	\$ -
WAUCONDA	78.68	81.82	86.88		247.38	\$ -	\$ -
WINTHROP HARBOR	41.73	46.15	60.84		148.72	\$ -	\$ -
ZION	97.05	97.21	93.23		287.49	\$ -	\$ -
SWALCO credit \$1 per ton	\$ -	\$ -	\$ -			\$ -	\$ -
TOTAL	3,860.73	4,159.95	4,105.72	1,123.88	12,126.40	\$ -	\$ -

\$0 - 25% (\$0) = \$0 (\$711.50 balance due to County for O&M on 1,306 homes)

Paid from Ela Township (\$0) & Warren Township (\$0) for O&M to County

\$0 - 25% (\$0) = \$0 (\$3,471.23 balance due to County for O&M on 5,486 homes)

Annual Bonus to SWALCO from WMRA	
Q1 Tons to WMRA	10,953.04
Q2 Tons to WMRA	12,108.27
Q3 Tons to WMRA	11,916.15
Q4 Tons to WMRA	12,126.40
Total Tons to WMRA	47,103.86
Tons in excess of 42,000	5,103.86
\$6 Bonus on 1,354.27 Ton	\$30,623.16

Blended Index Value		Per Ton Payment
October 2017	\$51.57	\$0.00
November 2017	\$50.09	\$0.00
December 2017	\$49.94	\$0.00

I – 4. Project and Program Updates

BACKGROUND: The following are updates on several projects and programs we are currently working on:

1. The following bills are being tracked by SWALCO and its lobbyist: HB 4790 (Rep. Sente) - addresses markets for compost product, SB 3550 (Sen. Althoff) – amends the electronics law to include drop off locations operated by haulers, HB 3248 (Sen. Althoff) – amends the electronics law to add anti-trust protection for the manufacturers, SB 2568 – a waste industry sponsored bill that provides relief on road limits and hours worked during natural disasters, and SB 2606 – food donation law that requires state agencies to donate food to nearby shelters. We are also planning to convene a meeting with Sen. Link on March 13th with the various stakeholders to discuss the plastic bag bill. Finally, the bill on franchising of construction and demolition debris will not be pursued this session, the waste industry was opposed, and the sponsor did not want to run the bill with their opposition.
2. Students and administrators from Rosalind Franklin School of Pharmacy (North Chicago) attended the last pharmaceutical collection event on February 22nd and did a more detailed sort of the controlled substances to better track where the drugs are being prescribed and where they end up being dropped off for disposal. We expect to have them back for a couple more events so they can obtain more data from the participating towns. We will share the findings with the SWALCO board when the study is completed.
3. The kick-off meeting for the landfill and transfer station audits was February 7, 2018, and included representatives from County Finance, Health Department, Deigan & Associates and the IEPA. All the towns have agreed to participate in the study, including Grayslake, Zion and Round Lake Park. The IEPA has agreed to conduct its own audit of the two landfills concurrently with SWALCO/Lake County's effort.
4. Staff is assisting Kildeer and Lake Barrington with their hauling contracts. Round Lake Park is scheduled to open its drop off center for electronics on April 1, 2018 with the intent of expanding the site to take recyclables, and clothing/shoes/textiles. Amy has begun her outreach on the website pages we have developed for all members, please be sure to contact her if you haven't yet.
5. SWALCO submitted its opt in form under the Consumer Electronics Recycling Act by the March 1 deadline. We will await comment from the manufacturers clearinghouse on our proposed program.
6. The commercial food scrap outreach project with Bright Beat will kick off in Grayslake with a meeting with staff and Groot on March 12th. It is anticipated the actual outreach campaign will begin later in April/May. Highland Park decided to table its vote on hiring Bright Beat until more discussions were had with the business community. Walter and Bright Beat have been asked to attend the City's March 26th Committee of the Whole meeting.
7. Pete and Walter toured TKG's new construction and demolition debris recycling facility in Waukegan on February 12th. They are interested in increasing the volume and having SWALCO members consider passing mandatory C&D recycling ordinances as other members have done.
8. SWALCO staff has met with and is assisting three townships (Avon, Shields, and Fremont) evaluate whether to pursue a referendum to gain voter approval to institute a residential franchise program for unincorporated residents.
9. Walter Willis and Steve Nelson participated in the taping of a "Fireside Chat" with Mayor Hill of Round Lake Beach on March 8, 2018. The chat consisted of an interview of Mr.

Willis about SWALCO and a tour of the HCW facility. The video will be available later in the month and will be posted to the website and sent out via social media.

10. Walter Willis is presenting on a compost webinar on March 16th and will be highlighting the Agency's numerous foods scrap diversion programs. In fact, IL is now ranked 4th in the nation for number of curbside programs offering food scrap collection with 24, 16 of those are from Lake County (Biocycle article). Walter is also presenting at the March 23rd Good Food Expo (UIC campus) in his capacity as the Chairman of the IL Food Scrap Coalition.
11. The IL PSC has scheduled a sharps/needles stakeholder meeting for March 27th to begin discussing how IL can establish a better program and education on proper sharps disposal. Over 50 people are attending, including lobbyists for IMA, IRMA and Pharma, state government, local government (including Bill Gentes, Sheriff Curran, and State's Attorney Nerheim), health reps, waste management, sharps management companies (Stericycle), and NGOs.

ENCLOSED DOCUMENTS: None

STAFF: Walter Willis, Executive Director