



**SOLID WASTE AGENCY OF LAKE COUNTY, IL**

**MEMORANDUM**

To: Michael Talbett, Chairman, Executive Committee  
From: Walter S. Willis, Executive Director *WSW*  
Subject: July 2018 Meeting Notice Information  
Date: July 13, 2018

Attached you will find the agenda for this month's meeting on July 19th, the minutes from the March 15, 2018 meeting, and the referenced consent, action and information items.

Please let Amy Bartemio know if you will be attending, and what your lunch order is.

**SOLID WASTE AGENCY OF LAKE COUNTY, IL**  
**EXECUTIVE COMMITTEE**  
**Thursday, July 19, 2018 12:00 pm**  
**1311 N. Estes Street Gurnee, IL 60031**

1. CALL TO ORDER.....Chairman Talbett
2. ROLL CALL .....Secretary
3. APPROVAL OF MINUTES  
*March 15, 2017*
4. NEW AGENDA ITEMS
5. PUBLIC COMMENT ON AGENDA ITEMS
6. EXECUTIVE COMMITTEE ITEMS.....Chairman Talbett

**Consent Item**

1. Expenditure Reports (*April & May 2018*)

**Action Items**

1. Public Officials Liability Insurance Renewal

**Information Items**







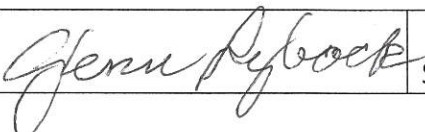
1. 2018 1<sup>st</sup> Qtr. Recycling & Per Ton Payment
2. Project and Program Updates

7. EXECUTIVE SESSION - *Executive Director Annual Review*
8. ADJOURNMENT

# SOLID WASTE AGENCY OF LAKE COUNTY (SWALCO) EXECUTIVE COMMITTEE

SIGN IN SHEET

March 15, 2018

COMMUNITY	REPRESENTATIVE	TITLE
ELLIS	Mike Ellis	VILLAGE MANAGER
HEWITT		PUBLIC WORKS DIRECTOR
MUETZ		VILLAGE ADMINISTRATOR
NORRIS		MAYOR
ROTHING		VILLAGE PRESIDENT
TALBETT		VILLAGE ADMINISTRATOR
WAGENER		TRUSTEE
WARDA		SENIOR PLANNER
WERFEL		LAKE COUNTY BOARD
RYBACK		SWALCO BOD CHAIRMAN

REPRESENTATIVE		SWALCO EXECUTIVE BOARD VOTING RECORD/03.15.18							
		Dec 17 Jan 18 expenses		GL (EFP) Renewal Approved to Paid Invt immediate					
Attendance		A	N	A	N	A	N	A	N
✓ MIKE ELLIS	✓	✓		✓					
✓ MIKE HEWITT	✓	✓		✓					
PATRICK MUETZ <sup>NO</sup>									
✓ JOHN NORRIS	✓	✓		✓					
BUD ROTHING <sup>NO</sup>									
* MICHAEL TALBETT	✓	✓		✓					
✓ JOHN WAGENER	✓	✓		✓					
* NIMROD WARDA									
✓ JEFF WERFEL	✓	✓		✓					

(b)

(b)  
Carrie

(b)  
Carrie

Nimrod arrived @ 12:11 pm

M. Talbott arrived @ 12:03 pm (was available to take roll call)





## MINUTES

**SOLID WASTE AGENCY OF LAKE COUNTY, IL**  
**EXECUTIVE COMMITTEE**  
Thursday, March 15, 2018 12:00 pm  
1311 N. ESTES STREET, GURNEE, IL 60031

### **CALL TO ORDER**

Chairman Talbett called the meeting to order at 12:00 pm with 6 members present.  
Nimrod Warda arrived late.

### **APPROVAL OF MINUTES**

Motion by *Mike Ellis* seconded by *John Norris* to approve the Executive meeting minutes of 12.07.17  
*Motion was unanimously approved.*

### **NEW AGENDA ITEMS**

**PUBLIC COMMENT** - *None*

**EXECUTIVE COMMITTEE ITEMS** – *None*

### **CONSENT ITEM**

Expenditure Reports (December 2018 & January 2018).  
Motion by *John Norris*, seconded by *John Wagener*.  
*Motion was approved.*

### **ACTION ITEMS**

#### **1. Insurance Renewals (GL, Pollution, Automotive & Commercial Property)**

Steve Nelson SWALCO gave a brief update of the four insurance policies up for renewal. The policies are: general liability insurance, pollution legal liability insurance, business automotive insurance and commercial property insurance. Maintaining these policies is vital to our operation and protection of our Agency. The existing policies expire on March 31, 2017.

Insurance broker, Arthur J. Gallagher Risk Management Services (AJ Gallagher), was asked to obtain quotes from top rated (class A or better) insurance carriers for renewal of these policies. This year AJ Gallagher recommends four carriers, Navigators Specialty Insurance Company (Navigators) for the general liability, pollution legal liability and automotive insurance and two carriers for the commercial property insurance. Kinsale Insurance Company (Kinsale) will insure the property and building structure while Hartford Steam Boiler Inspection Insurance Company (Hartford Steam) will insure the equipment (forklift, generator, can crusher etc.).

Navigator's "bundled" policy provides the greatest coverage, lowest deductibles and lowest overall cost. Their policy also has the lowest deductible for the Pollution Legal Liability policy (\$25,000/occurrence vs. \$100,000/occurrence on other carriers). Navigators premium for the policies is \$ 36,067 (inclusive of state mandated fees). Kinsale Insurance Company's quote for the Commercial Property insurance coverage is \$11,975 (inclusive of state mandated fee) while Hartford Steam's quote for equipment coverage is \$788. Note: All policies are annual policies and all exclude terrorism coverage. The combined total for these policies is \$48,830 (\$1,921 increase from last year).

Motion by *Mike Hewitt*, seconded by *John Norris* to approve these policies and to pay the invoices immediately upon receipt. *Motion was approved on a roll call vote of 5 to 0.*

## INFORMATION ITEMS

### 1. **HCW Collection Event Schedule FY2018**

Steve Nelson presented the proposed 2018 HCW Collection Calendar which included all permanent facility drop-off dates and mobile collections. This schedule is based upon: SWALCO's FY 2018 HCW budget, the pricing structure in our current HCW Labor/Transportation Contract #15016, and the terms and conditions of our existing IEPA funding agreement. The public drop-off events (held at our Gurnee facility) will be held all year round on the second Saturday and fourth Monday of each month (except December). The dates of the public drop-off events are confirmed and ready for your advertisement. The mobile events are onetime events taking place on Saturdays at the proposed municipalities. The mobile events will start up in April and conclude in November. We are waiting for invited municipalities to respond and will notify all members of confirmed events as promptly as possible. Also discussed and reviewed are the pharma-disposal events.

### 2. **Executive Committee Position Openings in 2018**

Walter Willis discussed members of the Executive Committee will have expiring terms: Michael Talbett, Mike Hewitt, Bud Rothing and Pat Muetz. All four members have expressed an interest in serving another 2-year term, but that does not preclude others from nominating themselves for consideration. An announcement will be made at the April Board of Directors meeting about the expiring terms and nominations will be accepted until May 25, 2018 for those that are interested in serving. If more than four members indicate interest in the four open positions we will need to vote for the top four candidates.

### 3. **2017 4th Quarter Recycling & Per Ton Payment**

Pete Adrian gave a brief report of tabulations of curbside recyclable material tonnage and recycling by member community for the fourth quarter of 2017. In 2017, 60,979 tons of recyclables were collected from Lake County communities. Compared to the previous year's 57,230 tons collected, Lake County communities have experienced over a 6% increase in the volume of recycling collected. The overall waste disposal rates for our communities nearly paralleled the recycling volumes reflecting an increase of 6.5% over what was collected in 2016. The overall volume of recyclables that were directed to WMRA by Agency members totaled 47,103.86 tons. Within the SWALCO agreement with WMRA, a \$6 per ton bonus would be paid to the Agency for every ton in excess of 42,000 tons for the year. Therefore, the Agency has also received a bonus payment of \$30,623.16 for the additional 5,103.86 tons directed for the year.

### 4. **Project and Program Updates** – *Brief Updates Given by Walter Willis*

Walter Willis provided summaries and updates regarding several projects and programs we are currently working on:

- The following bills are being tracked by SWALCO and its lobbyist: HB 4790 (Rep. Sente) - addresses markets for compost product, SB 3550 (Sen. Althoff) – amends the electronics law to include drop off locations operated by haulers, HB 3248 (Sen. Althoff) – amends the electronics law to add anti-trust protection for the manufacturers, SB 2568 – a waste industry sponsored bill that provides relief on road limits and hours worked during natural disasters, and SB 2606 – food donation law that requires state agencies to donate food to nearby shelters. We are also planning to convene a meeting with Sen. Link on March 13<sup>th</sup> with the various stakeholders to discuss the plastic bag bill. Finally, the bill on franchising of construction and demolition debris will not be pursued this session, the waste industry was opposed, and the sponsor did not want to run the bill with their opposition.
- Students and administrators from Rosalind Franklin School of Pharmacy (North Chicago) attended the last pharmaceutical collection event on February 22<sup>nd</sup> and did a more detailed sort of the controlled substances to better track where the drugs are being prescribed and where they end up being dropped off for disposal. We expect to have them back for a couple more events so they can obtain more data from the participating towns. We will share the findings with the SWALCO board when the study is completed.
- The kick-off meeting for the landfill and transfer station audits was February 7, 2018, and included representatives from County Finance, Health Department, Deigan & Associates and the IEPA. All

the towns have agreed to participate in the study, including Grayslake, Zion and Round Lake Park. The IEPA has agreed to conduct its own audit of the two landfills concurrently with SWALCO/Lake County's effort.

- Staff is assisting Kildeer and Lake Barrington with their hauling contracts. Round Lake Park is scheduled to open its drop off center for electronics on April 1, 2018 with the intent of expanding the site to take recyclables, and clothing/shoes/textiles. Amy has begun her outreach on the website pages we have developed for all members, please be sure to contact her if you haven't yet.
- SWALCO submitted its opt in form under the Consumer Electronics Recycling Act by the March 1 deadline. We will await comment from the manufacturers clearinghouse on our proposed program.
- The commercial food scrap outreach project with Bright Beat will kick off in Grayslake with a meeting with staff and Groot on March 12<sup>th</sup>. It is anticipated the actual outreach campaign will begin later in April/May. Highland Park decided to table its vote on hiring Bright Beat until more discussions were had with the business community. Walter and Bright Beat have been asked to attend the City's March 26<sup>th</sup> Committee of the Whole meeting.
- Pete and Walter toured TKG's new construction and demolition debris recycling facility in Waukegan on February 12<sup>th</sup>. They are interested in increasing the volume and having SWALCO members consider passing mandatory C&D recycling ordinances as other members have done.
- SWALCO staff has met with and is assisting three townships (Avon, Shields, and Fremont) evaluate whether to pursue a referendum to gain voter approval to institute a residential franchise program for unincorporated residents.
- Walter Willis and Steve Nelson participated in the taping of a "Fireside Chat" with Mayor Hill of Round Lake Beach on March 8, 2018. The chat consisted of an interview of Mr. Willis about SWALCO and a tour of the HCW facility. The video will be available later in the month and will be posted to the website and sent out via social media.
- Walter Willi is presenting on a compost webinar on March 16<sup>th</sup> and will be highlighting the Agency's numerous foods scrap diversion programs. In fact, IL is now ranked 4<sup>th</sup> in the nation for number of curbside programs offering food scrap collection with 24, 16 of those are from Lake County (Biocycle article). Walter is also presenting at the March 23rd Good Food Expo (UIC campus) in his capacity as the Chairman of the IL Food Scrap Coalition.
- The IL PSC has scheduled a sharps/needles stakeholder meeting for March 27<sup>th</sup> to begin discussing how IL can establish a better program and education on proper sharps disposal. Over 50 people are attending, including lobbyists for IMA, IRMA and Pharma, state government, local government (including Bill Gentes, Sheriff Curran, and State's Attorney Nerheim), health reps, waste management, sharps management companies (Stericycle), and

**EXECUTIVE SESSION:** *None*

**NEXT EXECUTIVE COMMITTEE MEETING:** Thursday, May 17, 2018 - 12:00 p.m.

**NEXT BOARD MEETING:** Thursday, April 19, 2018 - 7:00 p.m. Hainesville Village Hall, 100 N. Hainesville Road, Hainesville, IL 60030

**ADJOURNMENT (1:03 p.m.):** Motion by *Mike Ellis* seconded by *John Norris* to adjourn.  
*Motion was approved.*

**Consent - 1. Expenditure Approval**

**ISSUE:** Approve Expenditures

**RECOMMENDATION:** We recommend approval

**TIMING:** Routine

**BACKGROUND:** The Board of Directors authorized the Executive Director to pay expenditures under \$20,000. The Executive Director submits the monthly expenditures to the Board for approval.

The total for Administration \$157,544.57; Education \$ 48.79 Household Chemical Waste \$ 10,113.31; Recycling \$ 833.92 ***Total expenditures for April 2018 - \$168,540.59***

The total for Administration \$54, 564.86; Education \$ 4,975.01 Household Chemical Waste \$5,739.94; Recycling \$ 320.99 ***Total expenditures for May 2018 - \$65,600.80***

**ENCLOSED DOCUMENTS:** Account Analysis Report

**STAFF:** Walter Willis, Executive Director  
Amy Bartemio, Executive Office Manager



## SWALCO - APRIL 2018 EXPENDITURE REPORT

SWALCO \- Solid Waste Prog-SWALCO Administration-Regular Salaries And Wages----					
Budget	380,342.040	Funds	220,812.93	Beginning Balance for Period	130,443.91
Amount:		Available:			
				<b>Total Expenditures</b>	<b>29,085.20</b>
				Ending Balance for Period	159,529.11

SWALCO \- Solid Waste Prog-SWALCO Administration-Part Time Salaries And Wages----					
Budget	52,040.04	Funds	33,060.39	Beginning Balance for Period	13,690.50
Amount:		Available:			
				<b>Total Expenditures</b>	<b>5,289.15</b>
				Ending Balance for Period	18,979.65

SWALCO \- Solid Waste Prog-SWALCO Administration-Special Pay----					
Budget	17,100.00	Funds	10,220.82	Beginning Balance for Period	5,628.42
Amount:		Available:			
				<b>Total Expenditures</b>	<b>1,250.76</b>
				Ending Balance for Period	6,879.18

SWALCO \- Solid Waste Prog-SWALCO Administration-Food and Provisions----					
Budget	1,750.00	Funds	1,152.77	Beginning Balance for Period	358.94
Amount:		Available:			
				<b>Total Expenditures</b>	<b>238.29</b>
				Ending Balance for Period	597.23

SWALCO \- Solid Waste Prog-SWALCO Administration-Consultants-----					
Budget	48,000.00	Funds	13,656.25	Beginning Balance for Period	17,418.75
Amount:		Available:			
				<b>Total Expenditures</b>	<b>2,925.00</b>
				Ending Balance for Period	20,343.75

SWALCO \- Solid Waste Prog-SWALCO Administration-Dues And Subscriptions----						
Budget Amount:	6,500.00	Funds Available:	5,495.33	Beginning Balance for Period	504.67	
				<b>Total Expenditures</b>	<b>500.00</b>	
					Ending Balance for Period	1,004.67

SWALCO \- Solid Waste Prog-SWALCO Administration-Gas for Heating----					
Budget	14,000.00	Funds	7,815.96	Beginning Balance for Period	2,634.67
Amount:		Available:			
				<b>Total Expenditures</b>	<b>3,549.37</b>
				Ending Balance for Period	6,184.04

SWALCO \- Solid Waste Prog-SWALCO Administration-Electricity----					
Budget	15,000.00	Funds	9,107.26	Beginning Balance for Period	4,931.83
Amount:		Available:			
				<b>Total Expenditures</b>	<b>960.91</b>
				Ending Balance for Period	5,892.74



SWALCO \- Solid Waste Prog-SWALCO Administration-Water and Sewer----					
Budget Amount:	300.00	Funds Available:	243.51	Beginning Balance for Period	46.75
				<b>Total Expenditures</b>	<b>9.74</b>
				Ending Balance for Period	56.49

SWALCO \- Solid Waste Prog-SWALCO Administration-Telephone----					
Budget	6,100.00	Funds	3,747.18	Beginning Balance for Period	1,879.58
Amount:		Available:			
				<b>Total Expenditures</b>	<b>473.24</b>
				Ending Balance for Period	2,352.82

SWALCO \- Solid Waste Prog-SWALCO Administration-Cell Phone Allowance----					
Budget	660.00	Funds	385.00	Beginning Balance for Period	220.00
Amount:		Available:			
				<b>Total Expenditures</b>	<b>55.00</b>
				Ending Balance for Period	275.00

SWALCO \- Solid Waste Prog-SWALCO Administration-Liability Insurance----					
Budget Amount:	53,769.00	Funds Available:	-15,486.00	Beginning Balance for Period	20,449.00
				<b>Total Expenditures</b>	<b>48,806.00</b>
				Ending Balance for Period	69,255.00

SWALCO \- Solid Waste Prog-SWALCO Administration-Unemployment Compensation----					
Budget	625.00	Funds	0.00	Beginning Balance for Period	0.00
Amount:		Available:			
				<b>Total Expenditures</b>	<b>625.00</b>
				Ending Balance for Period	625.00

SWALCO \- Solid Waste Prog-SWALCO Administration-Equip Rental----					
Budget Amount:	3,700.00	Funds Available:	2,345.36	Beginning Balance for Period	1,162.77
				<b>Total Expenditures</b>	<b>191.87</b>
				Ending Balance for Period	1,354.64

SWALCO \- Solid Waste Prog-SWALCO Administration-Postage----					
Budget Amount:	25.00	Funds Available:	12.30	Beginning Balance for Period	0.00
				<b>Total Expenditures</b>	<b>12.70</b>
				Ending Balance for Period	12.70

SWALCO \- Solid Waste Prog-SWALCO Administration-Indirect Cost Allocations----					
Budget Amount:	53,938.00	Funds Available:	0.00	Beginning Balance for Period	0.00
				<b>Total Expenditures</b>	<b>53,938.00</b>
				Ending Balance for Period	53,938.00



SWALCO \- Solid Waste Prog-SWALCO Administration-H/L/D Employee Benefits----			
Budget Amount:	75,155.96	Funds Available:	43,293.84
		Beginning Balance for Period	25,462.40
		<b>Total Expenditures</b>	<b>6,399.72</b>
		Ending Balance for Period	31,862.12

SWALCO \- Solid Waste Prog-SWALCO Administration-Retirement Benefits/FICA----			
Budget Amount:	33,076.98	Funds Available:	20,513.87
		Beginning Balance for Period	9,934.71
		<b>Total Expenditures</b>	<b>2,628.40</b>
		Ending Balance for Period	12,563.11

SWALCO \- Solid Waste Prog-SWALCO Administration-Retirement Benefits/IMRF----			
Budget Amount:	3,415.99	Funds Available:	1,959.15
		Beginning Balance for Period	1,176.58
		<b>Total Expenditures</b>	<b>280.26</b>
		Ending Balance for Period	1,456.84

SWALCO \- Solid Waste Prog-Administration-Miscell Contractual Services----			
Budget Amount:	11,250.00	Funds Available:	2,150.00
		Beginning Balance for Period	4,280.00
		<b>Total Expenditures</b>	<b>170.00</b>
		Ending Balance for Period	4,450.00

SWALCO \- Solid Waste Prog-Administration-Computer System Software----			
Budget Amount:	1,749.96	Funds Available:	1,594.00
		Beginning Balance for Period	0.00
		<b>Total Expenditures</b>	<b>155.96</b>
		Ending Balance for Period	155.96

SWALCO \- Solid Waste Prog-Education-Operational Supplies----			
Budget Amount:	2,500.00	Funds Available:	2,451.21
		Beginning Balance for Period	0.00
		<b>Total Expenditures</b>	<b>48.79</b>
		Ending Balance for Period	48.79

SWALCO \- Solid Waste Prog-Household Hazard Waste-Operational Supplies----			
Budget Amount:	15,000.00	Funds Available:	7,802.00
		Beginning Balance for Period	1,476.66
		<b>Total Expenditures</b>	<b>2,198.00</b>
		Ending Balance for Period	3,674.66

SWALCO \- Solid Waste Prog-Household Hazard Waste-Miscellaneous Commodities----			
Budget Amount:	500.00	Funds Available:	392.19
		Beginning Balance for Period	0.00
		<b>Total Expenditures</b>	<b>107.81</b>
		Ending Balance for Period	107.81



SWALCO \- Solid Waste Prog-Household Hazard Waste-Consultants----			
Budget Amount:	151,900.00	Funds Available:	113,708.18
		Beginning Balance for Period	18,864.63
		<b>Total Expenditures</b>	<b>2,512.19</b>
		Ending Balance for Period	21,376.82

SWALCO \- Solid Waste Prog-Household Hazard Waste-Garbage Disposal----			
Budget Amount:	8,900.00	Funds Available:	6,724.31
		Beginning Balance for Period	665.04
		<b>Total Expenditures</b>	<b>166.26</b>
		Ending Balance for Period	831.30

SWALCO \- Solid Waste Prog-Household Hazard Waste-All Other Maintenance----			
Budget Amount:	17,750.00	Funds Available:	7,964.85
		Beginning Balance for Period	3,188.80
		<b>Total Expenditures</b>	<b>5,129.05</b>
		Ending Balance for Period	8,317.85

SWALCO \- Solid Waste Prog-Recycling-Miscell Contractual Services----			
Budget Amount:	4,000.00	Funds Available:	3,166.08
		Beginning Balance for Period	0.00
		<b>Total Expenditures</b>	<b>833.92</b>
		Ending Balance for Period	833.92

**TOTAL EXPENDITURES \$ 168,540.59**



## SWALCO - MAY 2018 EXPENDITURE REPORT

SWALCO \- Solid Waste Prog-SWALCO Administration-Regular Salaries And Wages----			
Budget Amount:	380,342.040	Funds Available:	191,727.72
		Beginning Balance for Period	159,529.11
		<b>Total Expenditures</b>	<b>29,085.21</b>
		Ending Balance for Period	188,614.32

SWALCO \- Solid Waste Prog-SWALCO Administration-Part Time Salaries And Wages----			
Budget Amount:	52,040.04	Funds Available:	27,556.82
		Beginning Balance for Period	18,979.65
		<b>Total Expenditures</b>	<b>5,503.57</b>
		Ending Balance for Period	24,483.22

SWALCO \- Solid Waste Prog-SWALCO Administration-Overtime Salaries And Wages----			
Budget Amount:	0.00	Funds Available:	-321.65
		Beginning Balance for Period	0.00
		<b>Total Expenditures</b>	<b>321.65</b>
		Ending Balance for Period	321.65

SWALCO \- Solid Waste Prog-SWALCO Administration-Special Pay----			
Budget Amount:	17,100.00	Funds Available:	8,970.06
		Beginning Balance for Period	6,879.18
		<b>Total Expenditures</b>	<b>1,250.76</b>
		Ending Balance for Period	8,129.94

SWALCO \- Solid Waste Prog-SWALCO Administration-Office Supplies----			
Budget Amount:	1,250.00	Funds Available:	682.84
		Beginning Balance for Period	385.64
		<b>Total Expenditures</b>	<b>181.52</b>
		Ending Balance for Period	567.16

SWALCO \- Solid Waste Prog-SWALCO Administration-Food and Provisions----			
Budget Amount:	1,750.00	Funds Available:	1,142.19
		Beginning Balance for Period	597.23
		<b>Total Expenditures</b>	<b>10.58</b>
		Ending Balance for Period	607.81

SWALCO \- Solid Waste Prog-SWALCO Administration-Consultants----			
Budget Amount:	48,000.00	Funds Available:	9,778.75
		Beginning Balance for Period	20,343.75
		<b>Total Expenditures</b>	<b>3,877.50</b>
		Ending Balance for Period	24,221.25

SWALCO \- Solid Waste Prog-SWALCO Administration-Mileage Reimbursement----			
Budget Amount:	0.00	Funds Available:	-72.49
		Beginning Balance for Period	30.76
		<b>Total Expenditures</b>	<b>41.73</b>
		Ending Balance for Period	72.49



SWALCO \- Solid Waste Prog-SWALCO Administration-Gas for Heating----					
Budget Amount:	14,000.00	Funds Available:	5,377.12	Beginning Balance for Period	6,184.04
				<b>Total Expenditures</b>	<b>2,438.84</b>
				Ending Balance for Period	8,622.88

SWALCO \- Solid Waste Prog-SWALCO Administration-Electricity----					
Budget Amount:	15,000.00	Funds Available:	8,187.25	Beginning Balance for Period	5,892.74
				<b>Total Expenditures</b>	<b>920.01</b>
				Ending Balance for Period	6,812.75

SWALCO \- Solid Waste Prog-SWALCO Administration-Water and Sewer----					
Budget Amount:	300.00	Funds Available:	207.95	Beginning Balance for Period	56.49
				<b>Total Expenditures</b>	<b>35.56</b>
				Ending Balance for Period	92.05

SWALCO \- Solid Waste Prog-SWALCO Administration-Telephone----					
Budget Amount:	6,100.00	Funds Available:	3,265.43	Beginning Balance for Period	2,352.82
				<b>Total Expenditures</b>	<b>481.75</b>
				Ending Balance for Period	2,834.57

SWALCO \- Solid Waste Prog-SWALCO Administration-Cell Phone Allowance-----					
Budget	660.00	Funds	330.00	Beginning Balance for Period	275.00
Amount:		Available:			
				<b>Total Expenditures</b>	<b>55.00</b>
				Ending Balance for Period	330.00

SWALCO \- Solid Waste Prog-SWALCO Administration-Equip Rental----					
Budget Amount:	3,700.00	Funds Available:	2,172.99	Beginning Balance for Period	1,354.64
				<b>Total Expenditures</b>	<b>172.37</b>
Ending Balance for Period					1,527.01

SWALCO \- Solid Waste Prog-SWALCO Administration-H/L/D Employee Benefits----					
Budget Amount:	75,155.96	Funds Available:	36,894.12	Beginning Balance for Period	31,862.12
				<b>Total Expenditures</b>	<b>6,399.72</b>
				Ending Balance for Period	38,261.84

SWALCO \- Solid Waste Prog-SWALCO Administration-Retirement Benefits/FICA----					
Budget Amount:	33,076.98	Funds Available:	17,844.46	Beginning Balance for Period	12,563.11
				Total Expenditures	2,669.41
				Ending Balance for Period	15,232.52

SWALCO \- Solid Waste Prog-SWALCO Administration-Retirement Benefits/IMRF----					
Budget Amount:	3,415.99	Funds Available:	1,674.34	Beginning Balance for Period	1,456.84
				Total Expenditures	284.81
				Ending Balance for Period	1,741.65



SWALCO \- Solid Waste Prog-Administration-Miscell Contractual Services----			
Budget Amount:	11,250.00	Funds Available:	2,085.13
		Beginning Balance for Period	4,450.00
		<b>Total Expenditures</b>	<b>834.87</b>
		Ending Balance for Period	5,284.87

SWALCO \- Solid Waste Prog-Education-Operational Supplies----			
Budget Amount:	2,500.00	Funds Available:	2,211.20
		Beginning Balance for Period	48.79
		<b>Total Expenditures</b>	<b>240.01</b>
		Ending Balance for Period	288.80

SWALCO \- Solid Waste Prog-Education-Miscellaneous Commodities----			
Budget Amount:	4,000.00	Funds Available:	3,258.20
		Beginning Balance for Period	136.87
		<b>Total Expenditures</b>	<b>604.93</b>
		Ending Balance for Period	741.80

SWALCO \- Solid Waste Prog-Education-Advertising----			
Budget Amount:	2,650.00	Funds Available:	2,019.93
		Beginning Balance for Period	100.00
		<b>Total Expenditures</b>	<b>530.07</b>
		Ending Balance for Period	630.07

SWALCO \- Solid Waste Prog-Education-Miscell Contractual Services----			
Budget Amount:	4,800.00	Funds Available:	1,200.00
		Beginning Balance for Period	0.00
		<b>Total Expenditures</b>	<b>3,600.00</b>
		Ending Balance for Period	3,600.00

SWALCO \- Solid Waste Prog-Household Hazard Waste-Operational Supplies----			
Budget Amount:	15,000.00	Funds Available:	7,044.02
		Beginning Balance for Period	3,674.66
		<b>Total Expenditures</b>	<b>757.98</b>
		Ending Balance for Period	4,432.64

SWALCO \- Solid Waste Prog-Household Hazard Waste-Miscellaneous Commodities----			
Budget Amount:	500.00	Funds Available:	379.68
		Beginning Balance for Period	107.81
		<b>Total Expenditures</b>	<b>12.51</b>
		Ending Balance for Period	120.32



SWALCO \- Solid Waste Prog-Household Hazard Waste-Consultants----						
Budget Amount:	151,900.00	Funds Available:	113,206.14	Beginning Balance for Period	21,376.82	
				<b>Total Expenditures</b>	<b>3,039.54</b>	
					Ending Balance for Period	24,416.36

SWALCO \- Solid Waste Prog-Household Hazard Waste-Garbage Disposal----						
Budget Amount:	8,900.00	Funds Available:	6,724.31	Beginning Balance for Period	831.30	
				<b>Total Expenditures</b>	<b>166.26</b>	
					Ending Balance for Period	997.56

SWALCO \- Solid Waste Prog-Household Hazard Waste-All Other Maintenance----						
Budget Amount:	17,750.00	Funds Available:	7,318.70	Beginning Balance for Period	8,317.85	
				<b>Total Expenditures</b>	<b>958.15</b>	
					Ending Balance for Period	9,276.00

SWALCO \- Solid Waste Prog-Recycling-Miscell Contractual Services****					
Budget Amount:	4,000.00	Funds Available:	1,591.00	Beginning Balance for Period	209.00
				<b>Total Expenditures</b>	<b>805.50</b>
				Ending Balance for Period	1,014.50

SWALCO \- Solid Waste Prog-Recycling-Miscellaneous Commodities----					
Budget Amount:	4,500.00	Funds Available:	4,155.39	Beginning Balance for Period	38.61
				Total Expenditures	306.00
				Ending Balance for Period	344.61

SWALCO \- Solid Waste Prog-Recycling-Miscell Contractual Services-----					
Budget Amount:	4,000.00	Funds Available:	3,151.09	Beginning Balance for Period	833.92
				<b>Total Expenditures</b>	<b>14.99</b>
				Ending Balance for Period	848.91

**TOTAL EXPENDITURES \$ 65,600.80**

**A – 1. Public Officials Liability Insurance Renewal**

**ISSUE:** Secure Public Officials Liability Insurance

**RECOMMENDATION:** Recommend approval

**TIMING:** Important

**BACKGROUND:** Public Officials Liability coverage is secured to protect SWALCO, its directors and employees against any wrongful acts, errors or omissions that may arise while conducting business. SWALCO has maintained this coverage since our inception. This policy is an annual policy with a coverage limit of \$1,000,000 with a \$10,000 deductible. The current policy is due to expire July 23, 2018.

Arthur Gallagher Risk Management Services, our insurance broker, solicited quotes for this policy. RSUI Indemnity Company (RSUI), our current carrier, was the low bid and most comprehensive. RSUI is an A+ XIV (superior) rated carrier. Their policy also includes a Public Officials Extension endorsement (a significant coverage enhancement) which covers third party entities such as volunteer groups (i.e. our CAC committee). The premium for this year's policy is \$7,450 (\$7,000 plus \$450 service fees), this represents a \$250 increase from last year.

Based on AJ Gallagher's recommendation, and our review, we request your approval to secure RSUI as our Public Officials Liability insurance provider for the period July 24, 2018 - July 24, 2019.

**FISCAL IMPACT:** Administration 9200010 object code 72110 Liability Insurance \$7,450.00.

**ENCLOSED DOCUMENTS:** RSUI Insurance Quote

**STAFF:** Steve Nelson, HCW Engineer, Amy Bartemio, Executive Office Manager and Walter Willis, Executive Director



RSUI Group, Inc.  
945 East Paces Ferry Road  
Suite 1800  
Atlanta, GA 30326-1160  
(404) 231-2366

June 06, 2018

Risk Placement Services  
Michael Kokonas  
525 W. Van Buren Street  
Suite 1325  
Chicago, IL 60607

Attention: TIM FOODY

**RE: Directors and Officers Liability Indication**

**Submission Number:** 365968  
**Renewal of:** NHP672218  
**Company:** RSUI Indemnity Company  
(A.M. Best rating: A+ XIV and S&P rating: A+)  
**Insured:** Solid Waste Agency of Lake County, IL (SWALCO)  
Gurnee, IL  
**Policy Dates:** July 24, 2018 - July 24, 2019  
**Form:** Non-Profit Organization Management Liability Policy

**COVERAGE SECTIONS:**

	<b>Purchased</b>	<b>Shared Limit</b>	<b>Separate Limit</b>
Directors and Officers Liability Insurance	<input checked="" type="checkbox"/> Yes <input type="checkbox"/> No	<input checked="" type="checkbox"/>	<input type="checkbox"/>
Employment Practices Liability Insurance	<input checked="" type="checkbox"/> Yes <input type="checkbox"/> No	<input checked="" type="checkbox"/>	<input type="checkbox"/>
1) Third Party Liability Coverage	<input checked="" type="checkbox"/> Yes <input type="checkbox"/> No		
Fiduciary Liability Insurance	<input type="checkbox"/> Yes <input checked="" type="checkbox"/> No	<input type="checkbox"/>	<input type="checkbox"/>

**AGGREGATE LIMIT OF LIABILITY**

Aggregate Limit of Liability for All Coverage Sections \$ 1,000,000

**PREMIUM:**

Total Premium for All Coverage Sections \$ 7,000.00

**DIRECTORS AND OFFICERS LIABILITY COVERAGE:**

Directors and Officers Limit of Liability	\$ 1,000,000
1) Additional Side-A Limit of Liability	\$ Not Applicable
Retentions	
1) Insuring Agreement A	\$ 0
2) Insuring Agreement B	\$ 10,000
3) Insuring Agreement C	\$ 10,000
Prior and/or Pending Litigation Date	07/24/2007

**EMPLOYMENT PRACTICES LIABILITY COVERAGE:**

Employment Practices Limit of Liability	\$ 1,000,000
1) Workplace Violence Sublimit	\$ Not Applicable
Retentions	
1) Employment Practices Liability	\$ 10,000
2) Third Party Liability Coverage	\$ 10,000
Prior and/or Pending Litigation Date	07/24/2007

**FIDUCIARY LIABILITY COVERAGE:**

NOT INCLUDED

**Policy Attachments****COVERAGE FORMS**

- RSG 211003 0118 Common Policy Terms and Conditions Coverage Section-Non-Profit
- RSG 211009 0118 Directors and Officers Liability Coverage Section-Non-Profit
- RSG 211010 0118 Employment Practices Liability Coverage Section-Non-Profit

**OTHER FORMS**

- RSG 204198 0118 Cap on Losses From Certified Acts of Terrorism
- RSG 214038 0118 Coverage Extension-Public Officials
- RSG 204123 0116 Disclosure Pursuance to Terrorism Risk Insurance Act
- RSG 204154 0716 HR Loss Prevention Services Notice
- RSG 212085 0118 Illinois Changes
- RSG 203012 0118 Illinois Changes-Cancellation and Nonrenewal
- RSG 202220 0118 Illinois Changes-Pollution Exclusion
- RSG 99043 0604 Illinois Important Information to Policyholders Right to File a Complaint



- RSG 202051 0118 Illinois-Three (3) Year Bilateral Extended Reporting Period - 75%, 125%, 150%
- RSG 204208 0118 Liberalization Clause
- RSG 204153 0118 Sublimit-Defense Expenses-Wage and Hour Claims - \$100K/\$10K SIR
- RSG 204113 0118 Sublimit-Defense of Non-Monetary Damages - \$25K/\$50K Agg, \$25K SIR

**Premium Amount**

<b>Gross Premium:</b>	<b>\$7,000.00</b>	
<b>Commission:</b>	<b>\$1,400.00</b>	<b>Comm%20.00</b>
<b>Net Due:</b>	<b>\$5,600.00</b>	

**Comments:**

This quotation for coverage is strictly conditioned upon no material change in the risk occurring between the date of this proposal and the inception date of the proposed policy. It is subject to modification or withdrawal by the Company if any new, corrected or updated information becomes known which relates to any proposed Insured's claims history or risk exposure or which could otherwise change the underwriting evaluation of any proposed Insured, and the Company, in its sole discretion, determines that the terms of this quotation are no longer appropriate.

Please read all terms and conditions shown above carefully as they may not conform to specifications shown on your submission.

This Indication is valid until 07/24/2018.

We greatly appreciate your business.

Brian Wortham



**I – 1. 1st Quarter 2018 Recycling and Per Ton Payment Report**

**BACKGROUND:** Attached are the reported tabulations of residential recyclables and waste for the first quarter of 2018. Tonnage totals are reported by quarter for the calendar year. The information is provided by refuse hauling companies servicing residential customers in Lake County.

The 2016 and 2017 tonnage figures are listed for comparison purposes. The first three months of 2018 illustrate that 13,989.65 tons of recyclables were collected from Lake County communities. Compared to previous year's first quarter totals (14,110.51 tons), Lake County communities have experienced a slightly less than 1% decrease in recycling volume as compared to the same period of 2017. Conversely, the total waste generation rate declined by nearly 3.5% during this same period with 39,253.89 tons collected during the first quarter for 2018 vs. 40,597.18 ton during first quarter of 2017. Overall, the volume of both waste and recycling collected during this period decreased by a slightly less than 3% percent (1,464 Tons) from the same period of 2017. This may be due in part to the unusually cold weather experienced in the first months of the year.

Groot Industries continued their practice of delivering some or all the recyclables from SWALCO member municipalities to their own recycling sorting facilities vs. delivering them to Waste Management. This resulted in 693.33 tons (5.8%) of the recyclables being diverted away from Waste Management. The loss of those tons will impact the \$6.00 per ton end of year Agency bonus.

Market values, of most recyclable material grades continued to plummet during the first quarter and is directly attributed to the market disruptions China as caused by halting all imports of scrap into their country. This disruption is expected to continue causing depressed commodity values due to the massive over supply.

**ENCLOSED DOCUMENTS:** Municipal Summary Table – 1st Quarter 2018 Recycling Summary; Municipal Summary Table – 1st Quarter 2018 Waste Disposal Summary; Waste and Recycling Comparison Table 1<sup>st</sup> Quarter 2016 - 2018; SWALCO Members Per Ton Payment Summary 1st Qtr. 2018, Quarterly Single Stream Value Calculation for SWALCO Contract Rebate Q1 2018.

**STAFF:** Peter Adrian, Recycling Coordinator.



**Solid Waste Agency of Lake County**  
**Municipal Recycling Summary**  
**1st Quarter 2018**


MUNICIPALITY	SERVICE PROVIDER	Jan 2018	Feb 2018	Mar 2018	1st Qtr 2018 TOTAL	1st Qtr 2017 TOTAL	1st Qtr 2016 TOTAL
ANTIOCH	Groot Industries	103.07	94.99	129.15	327.21	325.57	312.40
BANNOCKBURN	Lakeshore Recycling Systems	11.82	5.32	6.43	23.57	22.58	19.37
BEACH PARK	Advanced Disposal Services. Waukegan	61.51	34.91	69.58	166.00	211.37	258.97
DEERFIELD	Waste Management, Inc. Wheeling	217.62	163.76	172.91	554.29	546.48	569.94
DEER PARK	Groot Industries	35.97	26.00	27.59	89.56	91.98	88.99
FOX LAKE	Waste Management, Inc. Antioch	100.22	79.45	89.54	269.21	266.55	116.80
GRAYSLAKE	Waste Management, Inc. Antioch	168.71	133.74	150.73	453.18	456.93	403.40
GRAYSLAKE Drop-Off	Waste Management, Inc. Antioch	7.72	4.91	4.94	17.57	19.80	16.10
GRAYSLAKE	TOTAL	176.43	138.65	155.67	470.75	476.73	419.50
GREEN OAKS	Groot Industries	50.94	36.73	35.02	122.69	119.21	121.91
GURNEE	Waste Management, Inc. Antioch	231.75	183.72	207.05	622.52	634.64	502.60
HAINESVILLE	Advanced Disposal Services. Waukegan	26.79	21.60	19.80	68.19	70.98	60.46
HAWTHORN WOODS	Waste Management, Inc. Wheeling	103.73	74.53	81.45	259.71	258.78	263.78
HIGHLAND PARK	Lakeshore Recycling Systems	348.75	275.91	301.95	926.61	954.73	992.45
HIGHWOOD	Advanced Disposal Services. Northbrook					103.16	112.39
HIGHWOOD	Lakeshore Recycling Systems	41.32	35.09	37.34	113.75		
HIGHWOOD	TOTAL	41.32	35.09	37.34	113.75	103.16	112.39
ISLAND LAKE	Praireland Disposal & Recycling Services	84.77	56.25	57.43	198.45	204.46	
ISLAND LAKE	Waste Management, Inc. Antioch						174.58
ISLAND LAKE	TOTAL	84.77	56.25	57.43	198.45	204.46	174.58
KILDEER	Waste Management, Inc. Wheeling	50.51	37.80	36.84	125.15	127.56	135.27
LAKE BARRINGTON	Waste Management, Inc. Antioch	53.45	42.37	47.76	143.58	148.08	95.00
LAKE BLUFF	Groot Industries	77.52	54.40	54.76	186.68	193.97	208.27
LAKE BLUFF Drop-Off	Groot Industries	5.04	3.44	3.46	11.94	14.55	13.26
LAKE BLUFF	TOTAL	82.56	57.84	58.22	198.62	208.52	221.53
LAKE FOREST	Municipal Collection	255.16	194.52	209.97	659.65	662.87	674.23
LAKE VILLA	Waste Management, Inc. Antioch	55.62	44.09	49.70	149.41	152.31	99.40
LAKE ZURICH	Waste Management, Inc. Wheeling	199.56	159.38	187.57	546.51	528.90	544.62
LIBERTYVILLE	Groot Industries	197.21	149.84	155.70	502.75	527.32	553.61
LINCOLNSHIRE	Waste Management, Inc. Wheeling	82.49	58.22	57.79	198.50	196.42	205.70
LINDENHURST	Groot Industries	154.63	107.69	105.40	367.72	351.89	365.91
LONG GROVE	Waste Management, Inc. Wheeling	100.46	66.11	80.65	247.22	235.18	254.75
MUNDELEIN	Groot Industries	245.74	204.00	252.99	702.73	668.01	669.33
NORTH BARRINGTON	Praireland Disposal & Recycling Services	38.89	35.65	34.53	109.07	132.73	111.82
NORTH CHICAGO	Advanced Disposal Services. Waukegan	53.86	25.56	32.43	111.85	109.55	73.73
GLNTC Housing	Advanced Disposal Services. Waukegan	30.64	27.53	33.67	91.84	119.16	98.50
PARK CITY	Groot Industries	9.68	7.80	8.10	25.58	26.74	25.88
PORT BARRINGTON	Praireland Disposal & Recycling Services	12.18	14.92	14.71	41.81	36.88	51.35
RIVERWOODS	Lakeshore Recycling Systems	37.97	30.30	38.52	106.79	114.61	129.63
ROUND LAKE	Waste Management, Inc. Antioch	129.12	102.36	115.36	346.84	346.93	297.40
ROUND LAKE BEACH	Waste Management, Inc. Antioch	192.10	152.28	171.62	516.00	521.00	398.50
ROUND LAKE HEIGHTS	Groot Industries	12.90	13.49	13.39	39.78	43.49	45.05
ROUND LAKE PARK	Groot Industries	33.84	27.55	27.84	89.23	82.53	87.15
ROUND LAKE PARK	Praireland Disposal & Recycling Services	31.44	29.79	25.36	86.59	85.21	76.53
ROUND LAKE PARK	TOTAL	65.28	57.34	53.20	175.82	167.74	163.68
THIRD LAKE	Waste Management, Inc. Antioch	10.02	7.95	8.95	26.92	29.61	23.70
TOWER LAKES	Praireland Disposal & Recycling Services	10.66	12.25	15.81	38.72	39.22	37.04
VERNON HILLS	Advanced Disposal Services. Waukegan	231.23	169.79	173.70	574.72	554.46	487.70
VOLO	Groot Industries	48.54	38.01	39.89	126.44	117.71	110.68
WADSWORTH	Groot Industries	24.06	18.83	19.06	61.95	59.79	63.53
WADSWORTH	Waste Management, Inc. Antioch	0.60	0.48	0.54	1.62	1.69	1.70
WADSWORTH	Lakes Disposal	1.93	1.80	1.85	5.58	5.91	7.80
WADSWORTH	Advanced Disposal Services. Waukegan	19.34	16.29	14.51	50.14	38.52	24.30
WADSWORTH	TOTAL	45.93	37.40	35.96	119.29	105.91	97.33
WAUCONDA	Waste Management, Inc. Antioch	85.19	67.53	76.11	232.70	232.70	186.70
WAUKEGAN	Advanced Disposal Services. Waukegan	379.62	353.18	406.07	1,138.87	1,234.59	1,196.16
WINTHROP HARBOR	Groot Industries	38.14	41.57	50.37	130.08	144.90	142.86
ZION	Advanced Disposal Services. Waukegan	92.45	102.11	112.07	306.63	342.83	311.48
LAKE COUNTY	Groot Industries	166.62	162.53	186.44	515.59	492.60	626.04
LAKE COUNTY	Advanced Disposal Services. Waukegan	30.34	48.39	50.19	128.92	48.68	49.18
LAKE COUNTY	Lakeshore Recycling Systems	10.36	9.15	10.26	29.77	23.71	17.71
LAKE COUNTY	Praireland Disposal & Recycling Services	25.64	21.91	22.51	70.06	99.20	123.13
LAKE COUNTY	Waste Management, Inc. Antioch	302.68	239.94	270.42	813.04	816.55	545.00
LAKE COUNTY	Waste Management, Inc. Wheeling	37.13	35.88	45.16	118.17	114.73	118.69
LAKE COUNTY	TOTAL	572.77	517.80	584.98	1,675.55	1,595.47	1,479.75
TOTALS		5,169.25	4,163.59	4,652.94	13,989.65	14,110.51	13,302.43

**Solid Waste Agency of Lake County**  
**Municipal Waste Disposal Summary**  
**1st Quarter 2018**  
(as reported by haulers)

MUNICIPALITY	SERVICE PROVIDER	Jan 2018	Feb 2018	Mar 2018	1st Qtr 2018 TOTAL	1st Qtr 2017 TOTAL	1st Qtr 2016 TOTAL
ANTIOCH	Groot Industries	295.37	277.64	377.23	950.24	949.92	948.48
BANNOCKBURN	Lakeshore Recycling Systems	17.52	10.99	13.35	41.86	61.59	88.74
BEACH PARK	Advanced Disposal Services. Waukegan	258.12	285.99	415.35	959.46	970.40	1,184.86
DEERFIELD	Waste Management, Inc. Wheeling	449.28	352.97	355.06	1,157.31	1,155.80	1,104.74
DEER PARK	Groot Industries	102.25	72.56	73.25	248.06	253.07	257.66
FOX LAKE	Waste Management, Inc. Antioch	298.56	245.55	283.66	827.77	847.76	343.00
GRAYSLAKE	Waste Management, Inc. Antioch	502.57	413.35	477.49	1,393.41	1,453.32	964.60
GRAYSLAKE Drop-Off	Waste Management, Inc. Antioch	0.00	0.00	0.00	0.00	0.00	0.00
GRAYSLAKE	TOTAL	502.57	413.35	477.49	1,393.41	1,453.32	964.60
GREEN OAKS	Groot Industries	99.51	68.21	66.13	233.85	226.70	271.56
GURNEE	Waste Management, Inc. Antioch	690.37	567.80	655.92	1,914.09	2,018.50	1,151.10
HAINESVILLE	Advanced Disposal Services. Waukegan	87.77	59.62	60.92	208.31	168.39	206.97
HAWTHORN WOODS	Waste Management, Inc. Wheeling	224.51	171.82	204.88	601.21	599.75	602.47
HIGHLAND PARK	Lakeshore Recycling Systems	574.34	471.00	531.02	1,576.36	1,491.85	1,383.61
HIGHWOOD	Advanced Disposal Services. Northbrook	68.04	64.25	74.96	207.25	283.89	324.85
ISLAND LAKE	Praireland Disposal & Recycling Services	229.61	148.58	170.24	548.43	518.23	481.73
KILDEER	Waste Management, Inc. Wheeling	119.66	93.98	92.12	305.76	297.34	274.69
LAKE BARRINGTON	Waste Management, Inc. Antioch	159.23	130.96	151.29	441.48	470.98	250.60
LAKE BLUFF	Groot Industries	145.02	99.41	93.41	337.84	341.14	330.64
LAKE BLUFF Drop-Off	Groot Industries	7.47	13.80	19.33	40.60	51.29	28.72
LAKE BLUFF	TOTAL	152.49	113.21	112.74	378.44	392.43	359.36
LAKE FOREST	Municipal Collection	562.51	430.33	554.77	1,547.61	1,520.91	1,475.51
LAKE VILLA	Waste Management, Inc. Antioch	165.70	136.28	157.43	459.41	484.44	169.80
LAKE ZURICH	Waste Management, Inc. Wheeling	484.82	439.80	492.65	1,417.27	1,355.85	1,318.09
LIBERTYVILLE	Groot Industries	392.22	306.36	353.92	1,052.50	1,059.50	1,052.48
LINCOLNSHIRE	Waste Management, Inc. Wheeling	155.04	125.40	116.23	396.67	424.06	427.29
LINDENHURST	Groot Industries	420.28	308.23	320.04	1,048.55	1,084.23	1,078.84
LONG GROVE	Waste Management, Inc. Wheeling	225.41	171.17	189.14	585.72	682.83	714.77
MUNDELEIN	Groot Industries	663.51	550.91	657.18	1,871.60	1,888.44	1,850.73
NORTH BARRINGTON	Praireland Disposal & Recycling Services	106.31	98.20	85.36	289.87	303.96	256.20
NORTH CHICAGO	Advanced Disposal Services. Waukegan	356.51	316.57	352.73	1,025.81	1,105.44	1,045.50
GLNTC Housing	Advanced Disposal Services. Waukegan	56.18	52.57	74.83	183.58	164.99	203.84
PARK CITY	Groot Industries	30.87	20.42	23.20	74.49	86.85	83.48
PORT BARRINGTON	Praireland Disposal & Recycling Services	31.32	29.12	27.66	88.10	104.74	174.06
RIVERWOODS	Lakeshore Recycling Systems	80.74	62.94	88.15	231.83	299.83	349.20
ROUND LAKE	Waste Management, Inc. Antioch	384.64	316.35	365.45	1,066.44	1,103.44	969.10
ROUND LAKE BEACH	Waste Management, Inc. Antioch	572.24	470.64	543.68	1,586.56	1,655.16	1,326.80
ROUND LAKE HEIGHTS	Groot Industries	55.70	52.62	72.87	181.19	189.17	190.27
ROUND LAKE PARK	Groot Industries	106.73	91.75	96.12	294.60	300.19	345.93
ROUND LAKE PARK	Praireland Disposal & Recycling Services	68.09	66.87	52.51	187.47	145.88	147.00
ROUND LAKE PARK	TOTAL	174.82	158.62	148.63	482.07	446.07	492.93
THIRD LAKE	Waste Management, Inc. Antioch	29.86	24.56	28.37	82.79	94.20	81.00
TOWER LAKES	Praireland Disposal & Recycling Services	29.89	28.59	34.44	92.92	91.32	84.06
VERNON HILLS	Advanced Disposal Services. Waukegan	531.45	418.29	422.12	1,371.86	1,444.83	1,384.29
VOLO	Groot Industries	169.29	123.12	127.39	419.80	347.42	327.49
WADSWORTH	Groot Industries	64.08	54.09	62.78	180.95	184.84	202.45
WADSWORTH	Waste Management, Inc. Antioch	1.79	1.47	1.70	4.96	5.38	5.30
WADSWORTH	Lakes Disposal	4.50	4.80	5.20	14.50	20.77	21.10
WADSWORTH	Advanced Disposal Services. Waukegan	27.71	14.12	17.48	59.31	63.24	67.62
WADSWORTH	TOTAL	98.08	74.48	87.16	259.72	274.23	296.47
WAUCONDA	Waste Management, Inc. Antioch	253.77	208.72	241.11	703.60	740.12	521.00
WAUKEGAN	Advanced Disposal Services. Waukegan	1,741.99	1,347.28	1,671.57	4,760.84	5,047.07	4,884.66
WINTHROP HARBOR	Groot Industries	120.04	125.46	164.20	409.70	436.90	429.73
ZION	Advanced Disposal Services. Waukegan	668.57	598.69	664.70	1,931.96	2,129.16	1,785.40
LAKE COUNTY	Groot Industries	588.72	488.58	631.68	1,708.98	1,819.08	3,078.45
LAKE COUNTY	Advanced Disposal Services. Waukegan	72.19	93.74	51.08	217.01	243.09	280.63
LAKE COUNTY	Lakeshore Recycling Systems	25.55	20.90	31.01	77.46	92.32	52.36
LAKE COUNTY	Praireland Disposal & Recycling Services	61.42	68.44	82.47	212.33	264.04	287.53
LAKE COUNTY	Waste Management, Inc. Antioch	901.65	741.56	856.66	2,499.87	2,597.12	3,189.20
LAKE COUNTY	Waste Management, Inc. Wheeling	112.61	90.45	112.84	315.90	309.77	317.32
LAKE COUNTY	TOTAL	1,762.14	1,503.67	1,765.74	5,031.55	5,325.42	7,205.49
TOTALS		14,150.53	11,634.52	13,468.84	39,253.89	40,597.18	39,412.90



# Lake County Residential Waste & Recycling Comparison 1st Quarter 2016 - 2018



**SWALCO PER TON PAYMENT SUMMARY**  
**1st QUARTER 2018**  
(as reported by haulers)

Participating Members & Townships	1st Qtr. 2018 TONS TO WMRA			Tons Delivered to other MRF's	Total Tons Eligible For Payment	Total Per Ton Payment	Payment With County and SWALCO Portion
	Jan	Feb	Mar				
ANTIOCH	103.07	33.93	-	190.21	137.00	\$ -	\$ -
BANNOCKBURN	11.82	5.32	6.43		23.57	\$ -	\$ -
BEACH PARK	61.51	34.91	69.58		166.00	\$ -	\$ -
DEERFIELD	217.62	163.76	172.91		554.29	\$ -	\$ -
ELA TOWNSHIP	37.13	35.88	45.16		118.17	\$ -	\$ -
FOX LAKE	100.22	79.45	89.54		269.21	\$ -	\$ -
GRAYSLAKE	176.43	138.65	155.67		470.75	\$ -	\$ -
GREEN OAKS	50.94	25.71	17.40	28.64	94.05	\$ -	\$ -
GURNEE	231.75	183.72	207.05		622.52	\$ -	\$ -
HAINESVILLE	26.79	21.60	19.80		68.19	\$ -	\$ -
HAWTHORN WOODS	103.73	74.53	81.45		259.71	\$ -	\$ -
HIGHLAND PARK	348.75	275.91	301.95		926.61	\$ -	\$ -
HIGHWOOD	41.32	35.09	37.34		113.75	\$ -	\$ -
ISLAND LAKE	84.77	56.25	57.43		198.45	\$ -	\$ -
KILDEER	50.51	37.80	36.84		125.15	\$ -	\$ -
LAKE BARRINGTON	53.45	42.37	47.76		143.58	\$ -	\$ -
LAKE BLUFF	81.96	57.84	58.22	0.60	198.02	\$ -	\$ -
LAKE COUNTY						\$ -	\$ -
LAKE VILLA	55.62	44.09	49.70		149.41	\$ -	\$ -
LAKE ZURICH	199.56	159.38	187.57		546.51	\$ -	\$ -
LIBERTYVILLE	192.48	125.87	153.84	30.56	472.19	\$ -	\$ -
LINCOLNSHIRE	82.49	58.22	57.79		198.50	\$ -	\$ -
LINDENHURST	154.63	104.14	103.24	5.71	362.01	\$ -	\$ -
LONG GROVE	100.46	66.11	80.65		247.22	\$ -	\$ -
MUNDELEIN	245.74	71.40	40.36	345.23	357.50	\$ -	\$ -
NORTH BARRINGTON	38.89	35.65	34.53		109.07	\$ -	\$ -
NORTH CHICAGO	53.86	25.56	32.43		111.85	\$ -	\$ -
PARK CITY	9.68	1.57	-	14.33	11.25	\$ -	\$ -
PORT BARRINGTON	12.18	14.92	14.71		41.81	\$ -	\$ -
RIVERWOODS	37.97	30.30	38.52		106.79	\$ -	\$ -
ROUND LAKE	129.12	102.36	115.36		346.84	\$ -	\$ -
ROUND LAKE BEACH	192.10	152.28	171.62		516.00	\$ -	\$ -
ROUND LAKE HEIGHTS	11.87	3.49	9.71	14.71	25.07	\$ -	\$ -
ROUND LAKE PARK	65.28	57.34	53.20		175.82	\$ -	\$ -
THIRD LAKE	10.02	7.95	8.95		26.92	\$ -	\$ -
TOWER LAKES	10.66	12.25	15.81		38.72	\$ -	\$ -
VERNON HILLS	231.23	169.79	173.70		574.72	\$ -	\$ -
VOLO	48.54	8.56	-	69.34	57.10	\$ -	\$ -
WADSWORTH	45.93	37.40	35.96		119.29	\$ -	\$ -
WARREN TOWNSHIP	138.64	109.91	123.87		372.42	\$ -	\$ -
WAUKEGAN	379.62	353.18	406.07		1,138.87	\$ -	\$ -
WAUCONDA	85.19	67.53	76.11		228.83	\$ -	\$ -
WINTHROP HARBOR	38.14	41.57	50.37		130.08	\$ -	\$ -
ZION	92.45	102.11	112.07		306.63	\$ -	\$ -
SWALCO credit \$1 per ton	\$0.00	\$0.00	\$0.00				\$0.00
<b>TOTAL</b>	<b>4,444.12</b>	<b>3,265.65</b>	<b>3,550.67</b>	<b>699.33</b>	<b>11,260.44</b>	<b>\$ -</b>	<b>\$ -</b>

\$0.00 - 25% (\$0.00) = \$0.00 (\$1,306.00 balance due to County for O&M on 1,306 homes)

\$0.00 - 25% (\$0.00) = \$0.00 (\$5,486.00 balance due to County for O&M on 5,486 homes)

Blended Index Value	Per Ton Payment
January 2018	\$50.39
February 2018	\$44.43
March 2018	\$46.23

Lake County MRF, BU 01800  
Quarterly Single Stream Value Calculation for the SWALCO Contract Rebate  
**Q1 2018**

Commodity/Material	Source	%	Actual January Per Ton \$	January Index Value	Actual February Per Ton \$	February Index Value	Actual March Per Ton \$	March Index Value
OCC #11	Midwest High Side RISI Pulp & Paper Week	10.96%	\$95.00	10.41	\$90.00	9.86	\$85.00	9.31
Mixed Paper #54	Midwest High Side RISI Pulp & Paper Week	47.09%	\$35.00	16.48	\$25.00	11.77	\$25.00	11.77
Three-Mix Glass	Actual cost provided by WMRA	18.84%	(\$16.07)	(3.03)	(20.17)	(3.80)	(15.45)	(2.91)
Tin	Midwest High Side Secondary Materials Pricing.com	2.09%	\$40.00	0.84	\$40.00	0.84	\$40.00	0.84
Aluminum	Midwest Regional Avg. Secondary Materials Pricing.com	1.03%	\$1,420.00	14.65	\$1,420.00	14.65	\$1,480.00	15.27
PET	Midwest High Side Secondary Materials Pricing.com	2.73%	\$290.00	7.91	\$300.00	8.18	\$300.00	8.18
HDPE Natural	Midwest High Side Secondary Materials Pricing.com	0.98%	\$650.00	6.36	\$700.00	6.84	\$760.00	7.43
HDPE Colored	Midwest High Side Secondary Materials Pricing.com	0.90%	\$340.00	3.07	\$340.00	3.07	\$360.00	3.25
Tubs & Lids - Mixed Bulky Rigid Plastics	Midwest High Side Secondary Materials Pricing.com	0.09%	\$60.00	0.06	\$60.00	0.06	\$60.00	0.06
Large Rigid Plastic - Mixed Bulky Rigid Plastics	Midwest High Side Secondary Materials Pricing.com	0.57%	\$60.00	0.34	\$60.00	0.34	\$60.00	0.34
Mixed Plastic Film	Actual cost provided by WMRA	0.17%	(\$45.53)	(0.08)	(50.21)	(0.09)	(49.76)	(0.09)
Residue	Actual cost provided by WMRA	14.54%	(\$45.53)	(6.62)	(50.21)	(7.30)	(49.76)	(7.24)
<b>Total</b>		<b>100.00%</b>		<b>50.39</b>		<b>44.43</b>		<b>46.23</b>
The monthly rebate per ton is			\$	\$	\$	\$	\$	\$
Directed SWALCO tons for month				4,444.12		3,265.65		3,550.67
Monthly per ton credit due to SWALCO members				\$		\$		\$
\$1.00 per ton education credit due to SWALCO				\$		\$		\$
Total monthly rebate due to SWALCO and memb				\$		\$		\$

If the Stream Value is ...								
at least ...	\$	59.99	then the rebate per ton is ...	\$	-			
at least ...	\$	64.99	then the rebate per ton is ...	\$	2.25			
at least ...	\$	69.99	then the rebate per ton is ...	\$	4.75			
at least ...	\$	74.99	then the rebate per ton is ...	\$	7.25			
at least ...	\$	79.99	then the rebate per ton is ...	\$	9.75			
at least ...	\$	84.99	then the rebate per ton is ...	\$	12.25			
at least ...	\$	89.99	then the rebate per ton is ...	\$	14.75			
at least ...	\$	94.99	then the rebate per ton is ...	\$	17.25			
at least ...	\$	99.99	then the rebate per ton is ...	\$	19.75			
at least ...	\$	104.99	then the rebate per ton is ...	\$	22.25			
at least ...	\$	109.99	then the rebate per ton is ...	\$	24.75			
at least ...	\$	114.99	then the rebate per ton is ...	\$	27.25			
at least ...	\$	119.99	then the rebate per ton is ...	\$	29.75			
at least ...	\$	124.99	then the rebate per ton is ...	\$	32.25			
at least ...	\$	129.99	then the rebate per ton is ...	\$	34.75			
at least ...	\$		then the rebate per ton is ...	\$	37.25			



## **I – 2. Project and Program Updates**

**BACKGROUND:** The following are updates on several projects and programs we are currently working on:

1. HB 3248 (Sen. Althoff) which amends the electronics law to add anti-trust protection for the manufacturers has been signed by the Governor as Public Act 100-0592. HB 4790 (Rep. Sente) which requires state agency use of compost has been sent to the Governor. Mr. Willis prepared a draft press release for Rep. Sente which will be issued as soon as the Governor signs the bill.
2. The landfill audits continue and SWALCO and its consultant had a conference call with IEPA on July 10<sup>th</sup> to discuss the preliminary findings of both SWALCO's and IEPA's audits. The audit of the transfer station host agreements will begin later in July and Groot has been contacted and asked to provide data.
3. The Agency recently received two letters from the IEPA regarding the HCW program and the pharmaceutical program. The HCW program letter set a cap of \$350,000 for this coming fiscal year. This is the first time SWALCO has formally been put on funding allocation cap by the IEPA for costs associated with the transportation and treatment of the HCW we collect in our program. The IEPA is to provide us monthly notifications on where costs stand vs. the funding cap. To put the cap in perspective, in FY 2017 the IEPA spent \$330,191 and in FY it spent \$337,656 on our program, prior to that our costs had never exceeded \$278,000. The second letter acknowledges SWALCO's enrollment in the IEPA's Medication Takeback Program, which will manage the drugs collected by Lake County/SWALCO's drug collection program. By diverting the drugs into this program, the Agency avoids the costs for the drug disposal being counted against the \$350,000 funding cap discussed above. The IEPA funds this program from a different line item and not the HCW line item.
4. The Recycling Contamination Task Force met for a second time in Springfield, IL on July 16, 2018. The agenda addressed two primary topics: 1) developing consensus on the content of new recycling guidelines and how to best distribute, and 2) agreeing on best practices for recycling cart tagging programs. The USEPA may have grant funding available to assist with the Task Force's efforts and Lake County may be asked to be the grant recipient/administrator. Staff is recommending that SWALCO consider providing additional funding up to \$5,000, if the USEPA grant is authorized. This would be presented as an action item at the August BOD meeting.
5. SWALCO staff is working with Lake County's Communication staff to revise the curbside recycling guidelines, which ultimately will be consistent with the findings of the Task Force. We are also preparing a cart tag with the guidelines that will be used in the Round Lake Beach cart tagging program and others in Lake County. Finally, Lake County is assisting with guidelines for both residential and commercial food scrap and recycling programs.
6. Walter Willis attended meetings in Shields Township on June 26<sup>th</sup> and Fremont Township on July 10<sup>th</sup> to provide information to the residents on township hauling franchises. Both townships are considering putting a referendum question on the November ballot.

**ENCLOSED DOCUMENTS:** None

**STAFF:** Walter Willis, Executive Director